



As recommended by [gov.uk](https://www.gov.uk)

Home Learning Pack Year 2

Classroom
secrets★

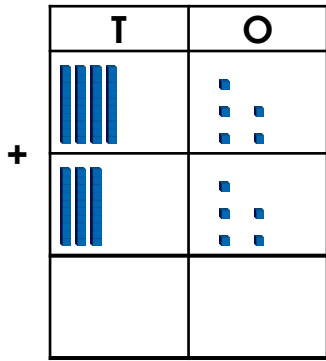


Take a picture while you work through this booklet and tweet us [@ClassroomSecLtd](https://twitter.com/ClassroomSecLtd) using the hashtags [#CSKids](https://twitter.com/CSKids) and [#HomeLearningHero](https://twitter.com/HomeLearningHero) to be in with a chance of winning a month's subscription to [classroomsecrets.co.uk](https://www.classroomsecrets.co.uk).

Add 2-Digit Numbers

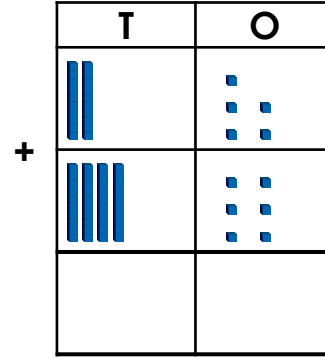
Add 2-Digit Numbers

1a. Add the two numbers below together.



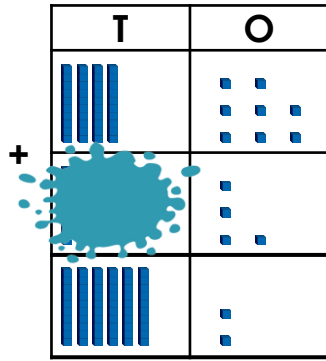
VF

1b. Add the two numbers below together.



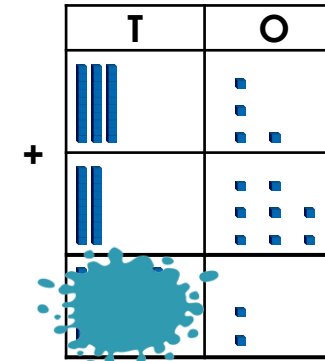
VF

2a. Find the missing digit.



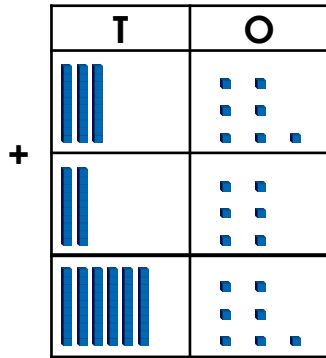
VF

2b. Find the missing digit.



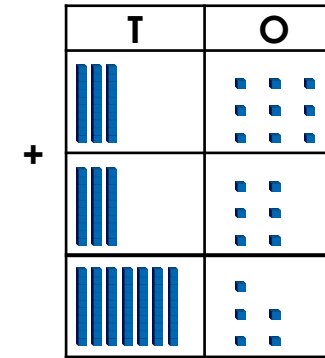
VF

3a. True or false?



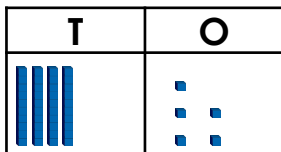
VF

3b. True or false?



VF

4a. Circle the incorrect sum that does not equal the answer shown below.



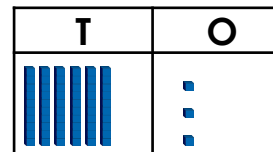
A. $29 + 16$

B. $19 + 27$



VF

4b. Circle the incorrect sum that does not equal the answer shown below.



A. $38 + 25$

B. $15 + 57$

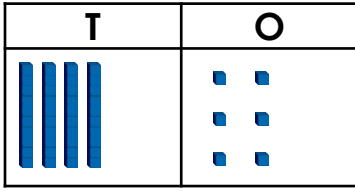


VF

Add 2-Digit Numbers

Add 2-Digit Numbers

1a. George has a number shown below:



Which number below can be added to George's to equal 71?

- A.

T	O

 B.

T	O

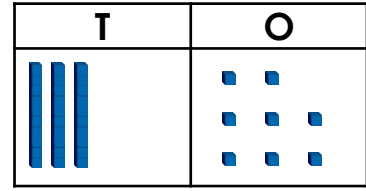
 C.

T	O



PS

1b. Holly has a number shown below:



Which number below can be added to Holly's to equal 65?

- A.

T	O

 B.

T	O

 C.

T	O



PS

2a. When added together, the numbers must equal 50.

- A.

T	O

 B.

T	O
- C.

T	O

 D.

T	O

Match the numbers above to create two pairs.



PS

2b. When added together, the numbers must equal 62.

- A.

T	O

 B.

T	O
- C.

T	O

 D.

T	O

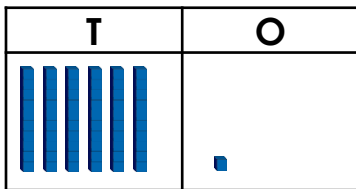
Match the numbers above to create two pairs.



PS

3a. Scarlett says,

$$37 + 34 = 61$$



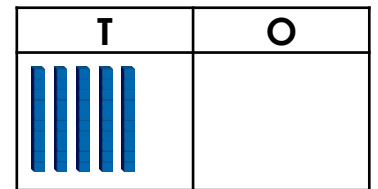
Is she correct? Prove it.



R

3b. Logan says,

$$34 + 26 = 50$$



Is he correct? Prove it.



R

Add 2-Digit Numbers

Add 2-Digit Numbers

1a. Add the two numbers below together.

	T	O
	3	7
+	2	4



VF

1b. Add the two numbers below together.

	T	O
	3	8
+	4	3



VF

2a. Find the missing digit.

	T	O
	2	7
+	●	
	4	5



VF

2b. Find the missing digit.

	T	O
+	3	4
		1



VF

3a. True or false?

	T	O
	3	5
+	2	9

	5	4



VF

3b. True or false?

	T	O
	1	8
+	4	2

	5	0



VF

4a. Circle the incorrect sum that does not equal the answer shown below.

T	O

- A. $19 + 37$ B. $29 + 27$ C. $39 + 19$



VF

4b. Circle the incorrect sum that does not equal the answer shown below.

T	O

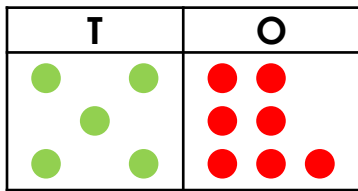
- A. $48 + 15$ B. $29 + 32$ C. $27 + 36$



VF

Add 2-Digit Numbers

1a. Cindy has a number shown below:



Which number below can be added to Cindy's to equal 83?

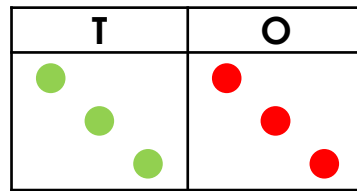
- A. 28 B. 26 C. 27



PS

Add 2-Digit Numbers

1b. Oliver has a number shown below:



Which number below can be added to Oliver's to equal 92?

- A. 57 B. 58 C. 59



PS

2a. When added together, the numbers must total more than 62.

- A.

T	O
● ●	● ● ● ●
● ●	● ● ● ●

 B. 28
- C. 26 D.

T	O
● ●	● ● ● ●
● ●	● ● ● ●

Match the numbers above to create two pairs.



PS

2b. When added together, the numbers must total more than 54.

- A.

T	O
●	● ● ● ●
●	● ● ● ●

 B. 26
- C. 29 D.

T	O
●	● ● ● ●
●	● ● ● ●

Match the numbers above to create two pairs.



PS

3a. Noah says,



	T	O
	4	7
+	3	6
	7	3

Is he correct? Prove it.



R

3b. Chloe says,



	T	O
	2	5
+	6	7
	9	2
	1	

Is she correct? Prove it.



R

Add 2-Digit Numbers

1a. Add the two numbers below together.

?	
38	46



VF

Add 2-Digit Numbers

1b. Add the two numbers below together.

?	
54	38



VF

2a. Find the missing digit.

$$6 + 35 = 81$$



VF

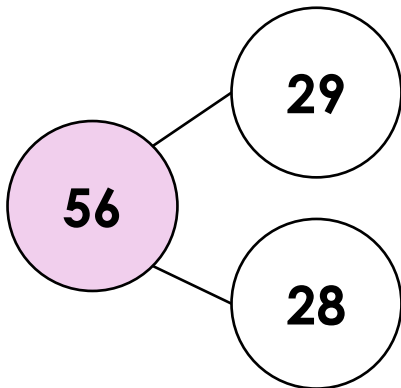
2b. Find the missing digit.

$$53 + 39 = 2$$



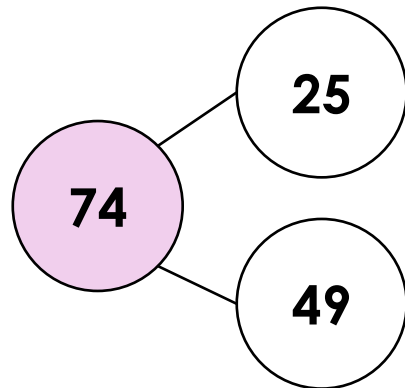
VF

3b. True or false?



VF

3b. True or false?



VF

4a. Circle the incorrect sum that does not equal the answer shown below.

A. $27 + 36 = 63$

B. $32 + 48 = 80$

C. $37 + 47 = 85$



VF

4b. Circle the incorrect sum that does not equal the answer shown below.

A. $28 + 59 = 87$

B. $34 + 37 = 71$

C. $27 + 49 = 75$



VF

Add 2-Digit Numbers

Add 2-Digit Numbers 2

1a. Nino has a number shown below:

45

Which two numbers below can be added to Nino's to equal a number greater than 96?

- A. **51** B. **50** C. **53** D. **52**



PS

1b. Tara has a number shown below:

38

Which two numbers below can be added to Tara's to equal a number greater than 74?

- A. **37** B. **36** C. **38** D. **35**



PS

2a. When added together, the numbers must total more than 56 but less than 59.

- A. **35** B. **28**
C. **23** D. **29**

Match the numbers above to create two pairs.



PS

2b. When added together, the numbers must total more than 68 but less than 71.

- A. **38** B. **32**
C. **41** D. **29**

Match the numbers above to create two pairs.



PS

3a. Jack says,



Fifty-eight add thirty-six equals eighty-four.

Is he correct? Prove it.



R

3b. Emily says,



Forty-five add forty-seven equals ninety-one.

Is she correct? Prove it.

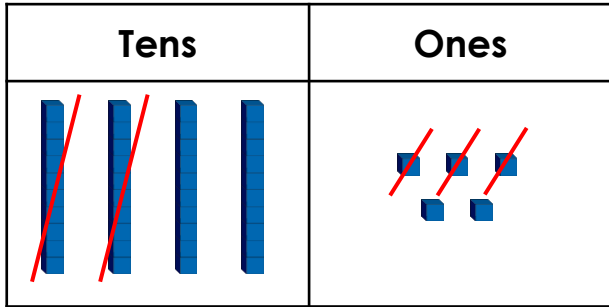


R

Subtract with 2-Digits

Subtract with 2-Digits

1a. Write a calculation to match the chart below and complete the answer.

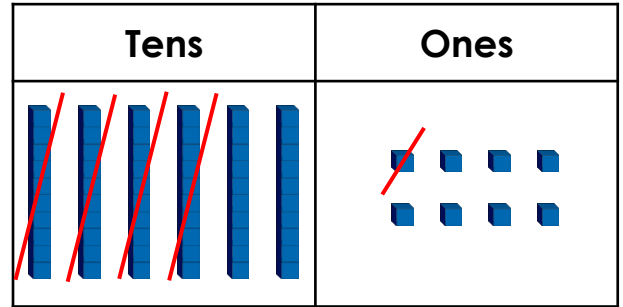


$$\square - \square = \square$$



VF

1b. Write a calculation to match the chart below and complete the answer.



$$\square - \square = \square$$



VF

2a. True or false?

$$59 - 26 = 23$$



VF

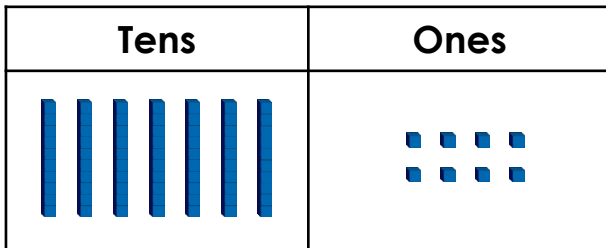
2b. True or false?

$$23 - 12 = 11$$



VF

3a. Circle the correct answer.



subtract 15

53


64

63



VF

3b. Circle the correct answer.



subtract 31

32


33

43




VF

4a. Use Base 10 to work out $69 - 25$.



VF

4b. Use Base 10 to work out $97 - 52$.

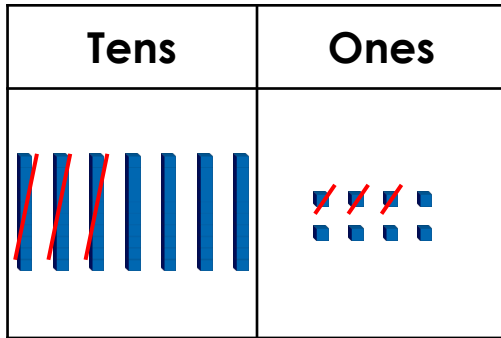


VF

Subtract with 2-Digits

Subtract with 2-Digits

1a. Explain the mistake below.

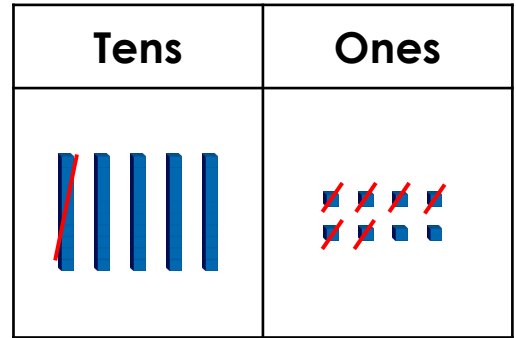


$$78 - 34 = 44$$



R

1b. Explain the mistake below.




$$58 - 16 = 43$$



R

2a. Joan has subtracted a number from 53. She has put Base 10 into a place value chart to show her answer.

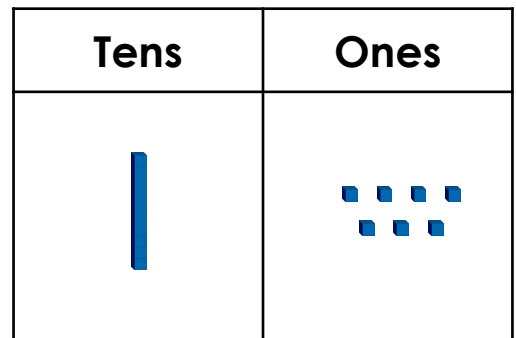


What number did she subtract?



PS

2b. Trevor has subtracted a number from 49. He has put Base 10 into a place value chart to show his answer.



What number did he subtract?

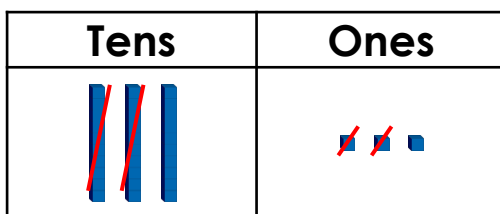


PS

3a. Tom says this about the chart below.



The answer will have 1 ten because if I subtracted 2 tens from 3 tens, I would have 1 ten left.



Is Tom correct? Explain your answer.

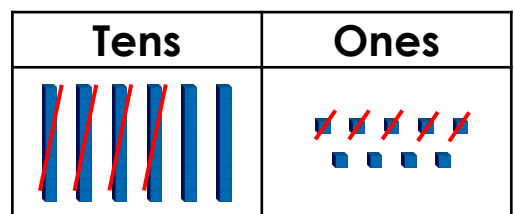


PS

3b. Lynn says this about the chart below.



The answer will have 5 ones because if I subtracted 5 ones from 9 ones, I would have 5 ones left.



Is Lynn correct? Explain your answer.

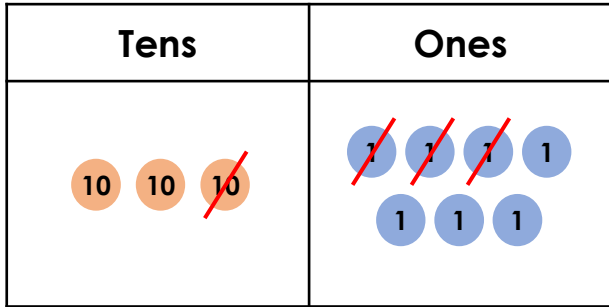


PS

Subtract with 2-Digits

Subtract with 2-Digits

1a. Write a calculation to match the chart below and complete the answer.

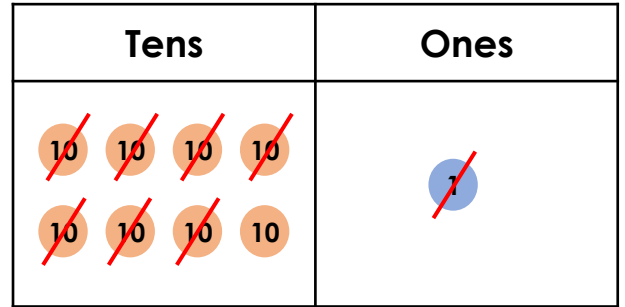


$$\square - \square = \square$$



VF

1b. Write a calculation to match the chart below and complete the answer.

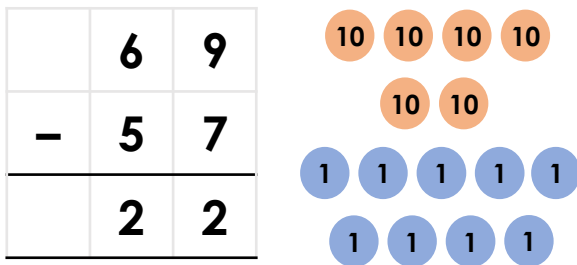


$$\square - \square = \square$$



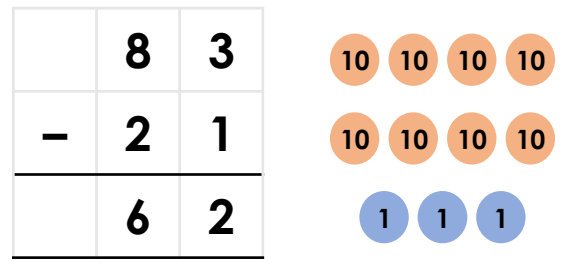
VF

2a. True or false?



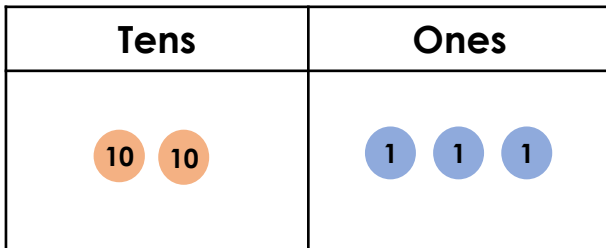
VF

2b. True or false?



VF

3a. Circle the correct answer.



subtract 12

13

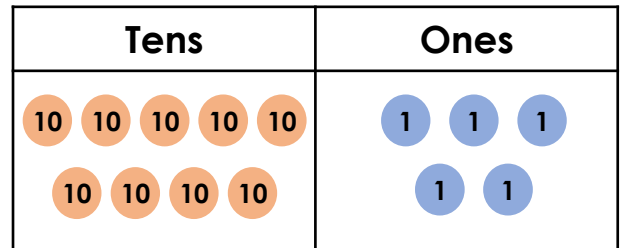
12

11



VF

3b. Circle the correct answer.



subtract 63

33

32

23



VF

4a. Work out the calculation below.



VF

4b. Work out the calculation below.

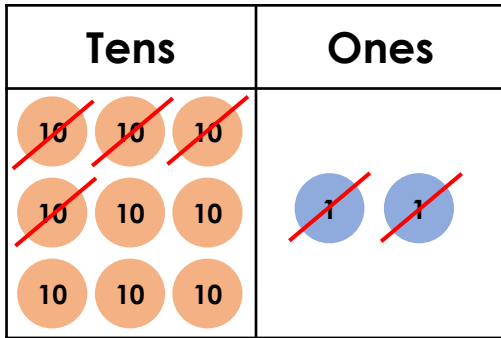


VF

Subtract with 2-Digits

Subtract with 2-Digits

1a. Explain the mistake below.

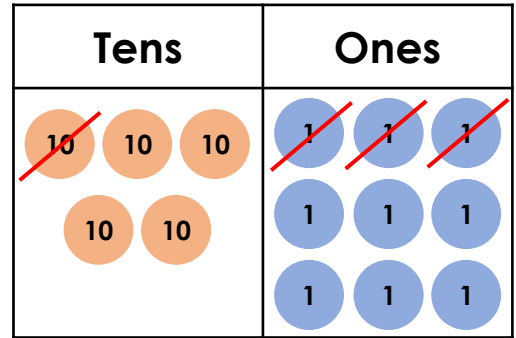


$$92 - 42 = 51$$



R

1b. Explain the mistake below.

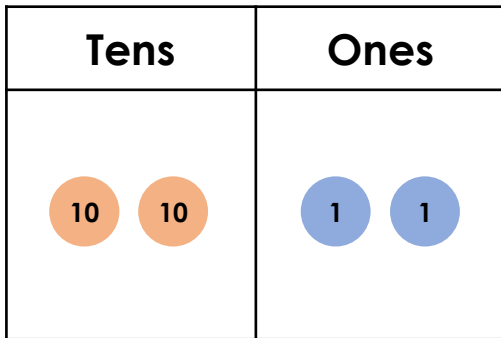


$$59 - 23 = 36$$



R

2a. Ian has subtracted a number from 78. He has put counters into a place value chart to show his answer.

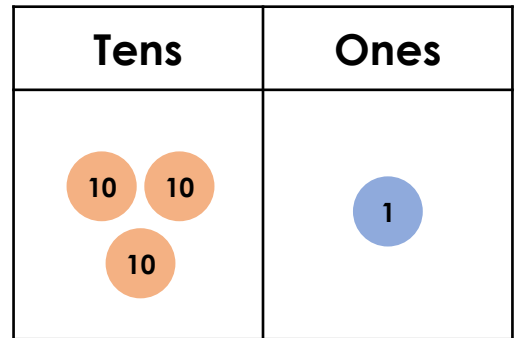


What number did he subtract?



PS

2b. Sue has subtracted a number from 65. She has put counters into a place value chart to show her answer.



What number did she subtract?



PS

3a. Hans says this about the calculation below.



The answer is 20 because if I subtracted 7 tens from 5 tens, I would have 2 tens left.



Is Hans correct? Explain your answer.

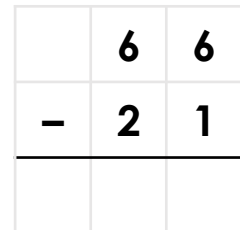


PS

3b. Lori says this about the calculation below.



The answer will have 5 ones because if I subtracted 1 one from 6 ones, I would have 5 ones left.



Is Lori correct? Explain your answer.

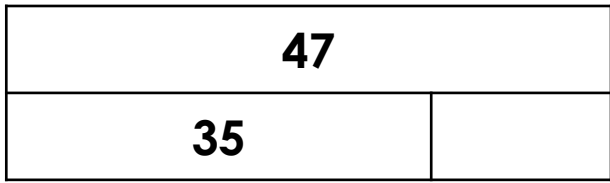


PS

Subtract with 2-Digits

Subtract with 2-Digits

1a. Write a calculation to match the bar model below and complete the answer.

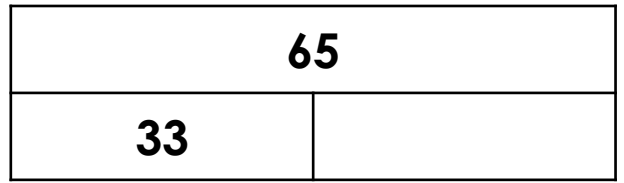


$$\square - \square = \square$$



VF

1b. Write a calculation to match the chart below and complete the answer.



$$\square - \square = \square$$



VF

2a. True or false?

$$73 - 41 = 32$$



VF

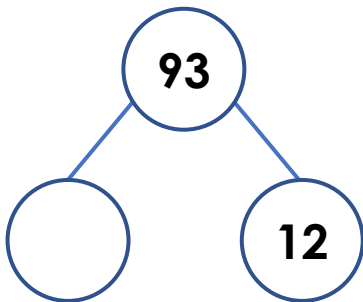
2b. True or false?

$$39 - 24 = 14$$



VF

3a. Circle the correct answer.



72

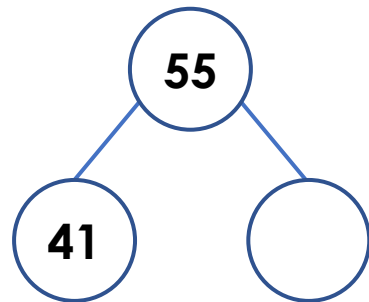
81

71



VF

3b. Circle the correct answer.



14

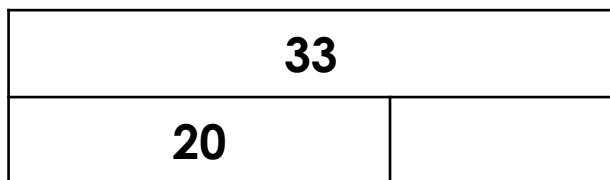
16

13



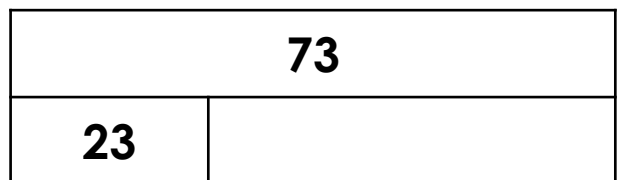
VF

4a. Work out the calculation below.



VF

4b. Work out the calculation below.



VF

Subtract with 2-Digits

Subtract with 2-Digits

1a. Explain the mistake below.

Four tens subtracted from nine tens is four tens.
2 ones subtract two ones is zero.
The answer is 40.



R

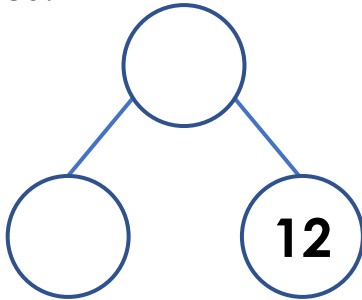
1b. Explain the mistake below.

Six tens subtracted from eight tens is 2 tens.
8 ones subtract 3 ones is six ones.
The answer is 26.



R

2a. Ben has subtracted a number from seventy-four. Use the part-whole model below to work out what number he subtracted.

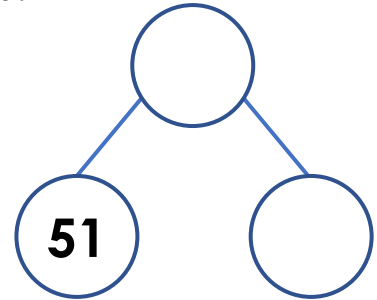


What number did he subtract?



PS

2b. Fliss has subtracted a number from eighty-three. Use the part-whole model below to work out what number she subtracted.



What number did she subtract?

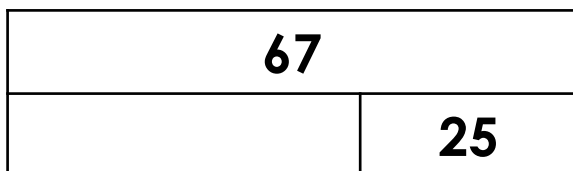


PS

3a. Adam says this about the bar model below.



The missing number is 82 because if I subtracted five ones from seven ones, I would have two ones left.



Is Adam correct? Explain your answer.

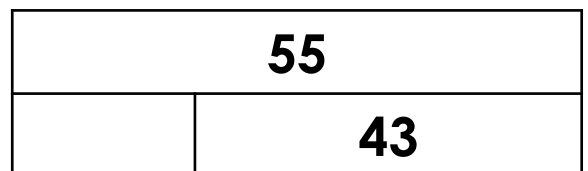


PS

3b. Aisha says this about the bar model below.



The missing number is 18 because if I subtracted four tens from five tens, I would have one ten left.




Is Aisha correct? Explain your answer.



PS

Sort 3D Shapes

1. During a recent trip to planet Earth, some aliens have collected a group of objects and now they want to deliver them to the correct planet.



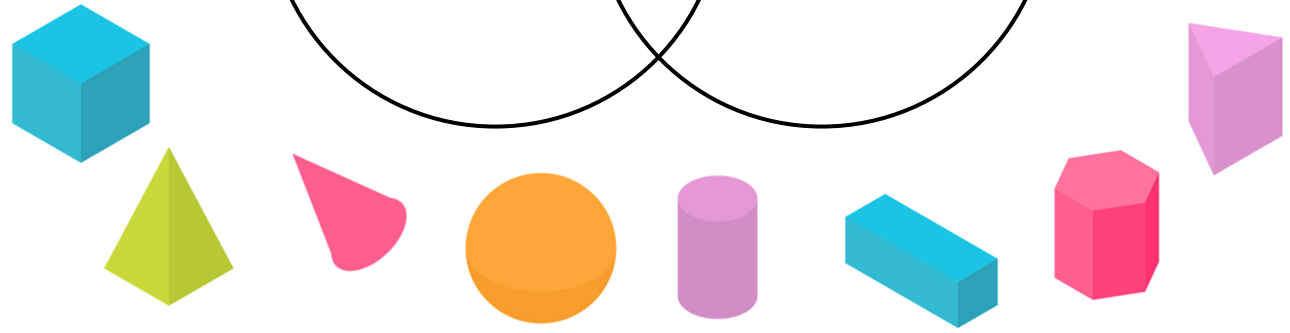
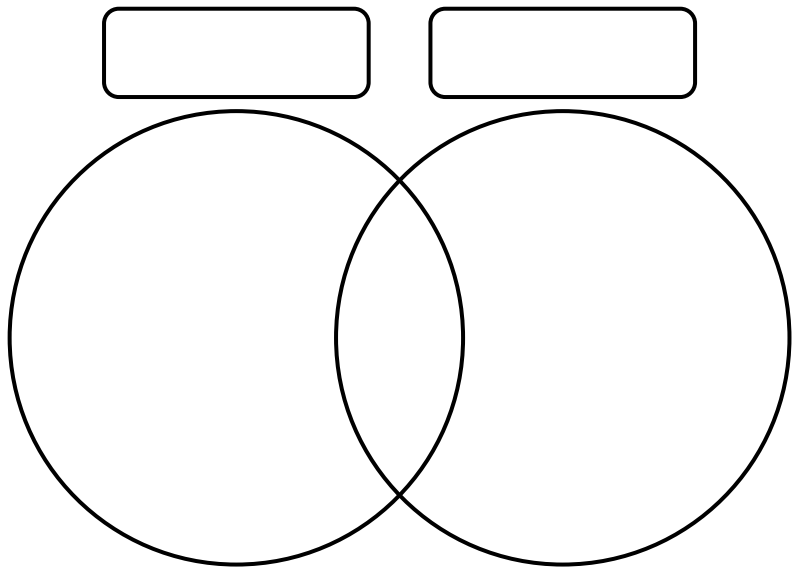
Instructions
 Zap – Even number of edges
 Zom – Fewer than 5 edges
 Zok – Curved edges
 Zin – Odd number of edges
 Zot – More than 5 edges



Using the instructions above, explore the possible planets each item could be delivered to.

DP

2. Investigate the different ways the Venn diagram could be labelled so that every shape can be placed in a group.



DP

Adding multiples of 10 (set a)

$$10 + 10$$

classroomsecrets.com

Adding multiples of 10 (set a)

$$20$$

classroomsecrets.com

Adding multiples of 10 (set a)

$$10 + 20$$

classroomsecrets.com

Adding multiples of 10 (set a)

$$30$$

classroomsecrets.com

Adding multiples of 10 (set a)

$$10 + 30$$

classroomsecrets.com

Adding multiples of 10 (set a)

$$40$$

classroomsecrets.com

Adding multiples of 10 (set a)

$$10 + 40$$

classroomsecrets.com

Adding multiples of 10 (set a)

$$50$$

classroomsecrets.com

Adding multiples of 10 (set a)

$$20 + 30$$

classroomsecrets.com

Adding multiples of 10 (set a)

$$50$$

classroomsecrets.com

Adding multiples of 10 (set a)

$$10 + 70$$

classroomsecrets.com

Adding multiples of 10 (set a)

$$80$$

classroomsecrets.com

Adding multiples of 10 (set a)

$$40 + 40$$

classroomsecrets.com

Adding multiples of 10 (set a)

$$80$$

classroomsecrets.com

Adding multiples of 10 (set a)

$$40 + 30$$

classroomsecrets.com

Adding multiples of 10 (set a)

$$70$$

classroomsecrets.com

Adding multiples of 10 (set a)

$$50 + 40$$

classroomsecrets.com

Adding multiples of 10 (set a)

$$90$$

classroomsecrets.com

Adding multiples of 10 (set a)

$$40 + 60$$

classroomsecrets.com

Adding multiples of 10 (set a)

$$100$$

classroomsecrets.com

Adding multiples of 10 (set a)

$$30 + 30$$

classroomsecrets.com

Adding multiples of 10 (set a)

$$60$$

classroomsecrets.com

Adding multiples of 10 (set a)

$$20 + 50$$

classroomsecrets.com

Adding multiples of 10 (set a)

$$70$$

classroomsecrets.com

Adding multiples of 10 (set a)

$$10 + 90$$

classroomsecrets.com

Adding multiples of 10 (set a)

$$100$$

classroomsecrets.com

Adding multiples of 10 (set a)

$$90 + 40$$

classroomsecrets.com

Adding multiples of 10 (set a)

$$130$$

classroomsecrets.com

Adding multiples of 10 (set a)

$$30 + 50$$

classroomsecrets.com

Adding multiples of 10 (set a)

$$80$$

classroomsecrets.com

Adding multiples of 10 (set a)

$$70 + 50$$

classroomsecrets.com

Adding multiples of 10 (set a)

$$120$$

classroomsecrets.com

Ordering money amounts

10p

classroomsecrets.com

Ordering money amounts

22p

classroomsecrets.com

Ordering money amounts

24p

classroomsecrets.com

Ordering money amounts

32p

classroomsecrets.com

Ordering money amounts

50p

classroomsecrets.com

Ordering money amounts

66p

classroomsecrets.com

Ordering money amounts

70p

classroomsecrets.com

Ordering money amounts

72p

classroomsecrets.com

Ordering money amounts

99p

classroomsecrets.com

Ordering money amounts

£1.00

classroomsecrets.com

Ordering money amounts

£5.00

classroomsecrets.com

Ordering money amounts

£6.00

classroomsecrets.com

Ordering money amounts

£7.00

classroomsecrets.com

Ordering money amounts

£8.80

classroomsecrets.com

Ordering money amounts

£9.00

classroomsecrets.com

Ordering money amounts

£9.50

classroomsecrets.com

Using 'because', 'that', 'when' and 'if'

Using 'because', 'that', 'when' and 'if'

1a. Circle all of the conjunctions below.

me if help

she because



VF

1b. Circle all of the conjunctions below.

the when he

because like



VF

2a. Underline the conjunction in the sentences below.

I went to the shop that was around the corner.

I can have jelly when I have had my dinner.



VF

2b. Underline the conjunction in the sentences below.

I fell over because Ben pushed me.

I can have a sweet if I do well in my test.



VF

3a. Add a conjunction to complete the sentence below.

that

if

because

I am going to the park _____
I like the slide.



VF

3b. Add a conjunction to complete the sentence below.

because

when

that

She was so upset _____ she could not sleep.



VF

4a. Tick the sentence that has used a conjunction correctly.

A. The girl called her mum when her mum could help.

B. The girl called her mum so that her mum could help.

C. The girl called her mum if her mum could help.



VF

4b. Tick the sentence that has used a conjunction correctly.

A. The man dressed up if he was going to a party.

B. The man dressed up that he was going to a party.

C. The man dressed up when he was going to a party.



VF

Using 'because', 'that', 'when' and 'if'

Using 'because', 'that', 'when' and 'if'

1a. Rearrange the word cards to make a sentence and underline the conjunction.

. The because
sat tired man
he down was



A

1b. Rearrange the word cards to make a sentence and underline the conjunction.

You go can
play you if
up . clean



A

2a. Choose a conjunction and add more detail to complete each sentence below.

that if when

Turn the lights on

The dog was digging the flowers



A

2b. Choose a conjunction and add more detail to complete each sentence below.

because if when

I will put my hat on

Max was sad



A

3a. Lily thinks she has used the correct conjunction in a sentence.



The boy had lots of toys if it was his birthday.

Is she correct? Explain why.



R

3b. Dan thinks he has used the correct conjunction in a sentence.



The girl went to the cinema if it was in the town centre.

Is he correct? Explain why.



R

Using 'because', 'that', 'when' and 'if'

Using 'because', 'that', 'when' and 'if'

1a. Circle all of the conjunctions below.

he the that
because when



VF

1b. Circle all of the conjunctions below.

when she if
there that



VF

2a. Underline the conjunction in the sentences below.

I fell on the concrete floor because Jim tripped me up.

Clean your carpet if it gets messy.



VF

2b. Underline the conjunction in the sentences below.

Come and see me when you're finished.

I jumped off the wall because I wanted to walk with my mum.



VF

3a. Add a conjunction to complete the sentence below.

when

if

that

The girl ate all her dinner _____ her grandma made for her.



VF

3b. Add a conjunction to complete the sentence below.

because

that

if

I can get a pet _____ I learn how to look after one.



VF

4a. Tick the sentence that has used a conjunction correctly.

A. The man slipped because the ground was wet.

B. The man slipped that the ground was wet.

C. The man slipped if the ground was wet.



VF

4b. Tick the sentence that has used a conjunction correctly.

A. The girl laughed if she went to the circus.

B. The girl laughed when she went to the circus.

C. The girl laughed that she went to the circus.



VF

Using 'because', 'that', 'when' and 'if'

Using 'because', 'that', 'when' and 'if'

1a. Rearrange the word cards to make a sentence and underline the conjunction.

when	Sam	children
the	cheered	won
race	The	.



A

1b. Rearrange the word cards to make a sentence and underline the conjunction.

his	was	fell
boy	because	.
lace	untied	The



A

2a. Choose a conjunction and add more detail to complete each sentence below.

because	when	if
---------	------	----

Go and get a big drink

The boy loved his bedroom



A

2b. Choose a conjunction and add more detail to complete each sentence below.

that	because	if
------	---------	----

The girl called her friend

The boy pushed the swing



A

3a. Max thinks he has used the correct conjunction in a sentence.



Sally looked after the children when lived next door to her.

Is he correct? Explain why.



R

3b. Tilly thinks she has used the correct conjunction in a sentence.



Tom always shuts his bedroom door if he doesn't like the dark.

Is she correct? Explain why.



R

Using 'because', 'that', 'when' and 'if'

Using 'because', 'that', 'when' and 'if'

1a. Circle all of the conjunctions below.

some saw that
when because



VF

1b. Circle all of the conjunctions below.

like if she
because when



VF

2a. Underline the conjunction in the sentences below.

Yesterday, a boy climbed a tree because the cat was in distress.

Come and visit me when you have finished shopping in town.



VF

2b. Underline the conjunction in the sentences below.

I screamed really loud when my friend jumped out to scare me.

The super hero hid in the telephone box that was next to the school.



VF

3a. Add a conjunction to complete the sentence below.

because

that

if

The lady kindly bought the man a snack _____ he was hungry.



VF

3b. Add a conjunction to complete the sentence below.

when

if

because

I can attend the party _____ I tidy my room by the end of the day.



VF

4a. Tick the sentence that has used a conjunction correctly.

A. The boy left the door that was out of sight unlocked.

B. The boy left the door when was out of sight unlocked.

C. The boy left the door if was out of sight unlocked.



VF

4b. Tick the sentence that has used a conjunction correctly.

A. The girl danced all night when she loves music.

B. The girl danced all night because she loves music.

C. The girl danced all night that she loves music.



VF

Using 'because', 'that', 'when' and 'if'

Using 'because', 'that', 'when' and 'if'

1a. Rearrange the word cards to make a sentence and underline the conjunction.

when . challenge

your Try finished

you've activity a



A

1b. Rearrange the word cards to make a sentence and underline the conjunction.

quickly Climb the

. ogre up

bite because will



A

2a. Choose a conjunction and add more detail to complete each sentence below.

if because when

Amelia opened her umbrella

You can watch your favourite programme in the lounge



A

2b. Choose a conjunction and add more detail to complete each sentence below.

when that if

At school, the girl promised to eat all her dinner

Josh has a new football kit



A

3a. Ben thinks he has used the correct conjunction in a sentence.



I absolutely adore kittens that they are cute and fluffy.

Is he correct? Explain why.



R

3b. Abigail thinks she has used the correct conjunction in a sentence.



You can go to the cinema later that you have finished your homework.

Is she correct? Explain why.



R

All Four Sentence Types

1a. Match the following sentences to the correct sentence type.

A. Stop doing that now.

a question

B. You are my friend.

a command

C. Where is the house?

a statement

D. What a good boy you are!

an exclamation



VF

All Four Sentence Types

1b. Match the following sentences to the correct sentence type.

A. How big your nose is!

a question

B. Go home, please.

a command

C. When is she playing?

a statement

D. The dog is happy.

an exclamation



VF

2a. Name the sentence type for the sentence below.

That girl is tall.



VF

2b. Name the sentence type for the sentence below.

What is the time?



VF

3a. Which of the sentences below are not command sentences?

A. Stop that now.

B. When are you going?

C. How cold it is!



VF

3b. Which of the sentences below are not statement sentences?

A. What a day it was!

B. The sun is hot.

C. How do you know?



VF

4a. Tick the question in the sentences below.

Turn it off.

Give me the toy.

Why are you sad?



VF

4b. Tick the exclamation in the sentences below.

How funny you are!

My name is Fred.

The cat is black.



VF

All Four Sentence Types

1a. Change the command below into a question.

Put your socks on.

Remember to punctuate your sentence correctly.



A

All Four Sentence Types

1b. Change the exclamation below into a statement.

What long hair you have!

Remember to punctuate your sentence correctly.



A

2a. Liam is writing a story about a cat. Write a statement that might be a part of his story.

Remember to punctuate correctly.



A

2b. Chen is finding out about food. Write a question that she might find the answer to.

Remember to punctuate correctly.



A

3a. Cali is sorting sentences by type.

How happy he is!



This sentence is an exclamation.

Is she correct?
Explain how you know.



R

3b. Manny is sorting sentences by type.

Pick up the book.



This sentence is an exclamation.

Is he correct?
Explain how you know.



R

All Four Sentence Types

1a. Match the following sentences to the correct sentence type.

A. Where is the best pencil?

a question

B. What a nice doll you have!

a command

C. The cow is very silly.

a statement

D. Open the door for me.

an exclamation



VF

All Four Sentence Types

1b. Match the following sentences to the correct sentence type.

A. Put that ball down now.

a question

B. How kind to her you are!

a command

C. Where are all the children?

a statement

D. The rain has stopped falling.

an exclamation



VF

2a. Name the sentence type for the sentence below.

Your new floor is very clean.



VF

2b. Name the sentence type for the sentence below.

What a yummy cake that is!



VF

3a. Which of the sentences below are not exclamation sentences?

A. How far do we have to climb?

B. It will be fun to sing soon.

C. How wild that wolf is!



VF

3b. Which of the sentences below are not statement sentences?

A. The dust is in my ears.

B. What an odd noise it makes!

C. Bring me the newspaper.



VF

4a. Tick the question in the sentences below.

What can I do with the gold?

I think Maddy will find the most sweets.

The old man is very poor.



VF

4b. Tick the command in the sentences below.

I will only ask my friends.

Take your hat off now you are in school.

You can come to my house.



VF

All Four Sentence Types

1a. Change the question below into an exclamation.

Don't you have cold hands?

Remember to punctuate your sentence correctly.



A

All Four Sentence Types

1b. Change the statement below into a command.

The door needs to be shut.

Remember to punctuate your sentence correctly.



A

2a. Tiana is writing about how to make a Christmas card. Write a command that she might use.

Remember to punctuate correctly.



A

2b. Dexter is writing a story about a girl who meets a giant. Write an exclamation that the girl might say.

Remember to punctuate correctly.



A

3a. Wes is sorting sentences by type.

The children are very kind.



This sentence is a command.

Is he correct?
Explain how you know.



R

3b. Fran is sorting sentences by type.

Can you see the wild pig?



This sentence is a question.

Is she correct?
Explain how you know.



R

All Four Sentence Types

1a. Match the following sentences to the correct sentence type.

A. Add that money to mine_

a question

B. You cannot improve it_

a command

C. What beautiful eyes she has_

a statement

D. Would you like some sugar_

an exclamation



VF

All Four Sentence Types

1b. Match the following sentences to the correct sentence type.

A. The great, old clock chimed_

a question

B. Let me move past you, James_

a command

C. Who is as busy as Mr Wade is_

a statement

D. How clever your father is_

an exclamation



VF

2a. Name the sentence type for the sentence below.

How muddy the water is_



VF

2b. Name the sentence type for the sentence below.

Stay behind me, because it is dangerous_



VF

3a. Which of the sentences below are not command sentences?

A. Tidy your toys while she is in the bath_

B. Who is most sure they understand it_

C. How fast these people are working_



VF

3b. Which of the sentences below are not question sentences?

A. Grasp my hand even after we stop_

B. Should we step off the path at all_

C. From the top I could see many trees_



VF

4a. Tick the exclamation in the sentences below.

What a tasty steak you have_

Mrs Jenkins has a pretty house on the hill_

There is ice on top of the water_



VF

4b. Tick the statement in the sentences below.

Carry that plant pot over here_

Move that box of clothes again please_

I cut the grass for an hour_




VF

All Four Sentence Types

1a. Change the exclamation below into a command.

How your system needs to improve!

Remember to punctuate your sentence correctly.



A

All Four Sentence Types

1b. Change the statement below into a question.

Eric might want money for new clothes.

Remember to punctuate your sentence correctly.



A

2a. Toby is writing a report about eating sugar. Write a statement that might be part of his report.

Remember to punctuate correctly.



A

2b. Alice is writing about how to behave in school. Write a command that she might use.

Remember to punctuate correctly.



A

3a. Bex is sorting sentences by type.

How much water does this pretty plant need each day_



This sentence is an exclamation.

Is she correct?
Explain how you know.



R

3b. Jonny is sorting sentences by type.

How beautiful the grass in Mr Caraway's orchard is_



This sentence is a question.

Is he correct?
Explain how you know.



R

A Surprise at the Beach

Use the words, phrases and sentence openers in the box to write a short story.

The story is set at the beach. You and your friends find a cave in the cliffs. Inside is a big shadow that you are afraid of but it turns out to be a little mouse. You go home before the tide comes in.

It is a good idea to colour code the words and phrases before you start, deciding which sentences will be in the introduction, build-up, problem, resolution and ending.

In the distance...

nervously

Deep inside the cave...

dark, creepy shadow

beautiful, bright sunshine

crept

the tide was drawing in quickly

we giggled at each other

terrifying

When we arrived at the beach we...

brightly

gentle, lapping waves

We hid quietly in...

we were very afraid

huge

After a nice day we went...

a tiny mouse

happily

The_Dutch_Explorer

MENU



[BlogSpot Home](#)



[About BlogSpot](#)



[Search for a Blog](#)



[Contact Us](#)

ABOUT ME



My name is Jacob Roggeveen and I am a Dutch explorer!

At the moment, I am leading the journey to find Terra Australis.

I also want to help Europe begin trading with the Spice Islands.

Follow my blog to stay up to date with my exciting travels.

The Discovery of Easter Island!

Posted 5th April 1722, 9:58pm

Today was the best day of my life! I have never felt so happy and excited. I have discovered an island!

As you may have read in my last blog, we left the Juan Fernández Islands on 17th March. The plan was to keep looking for Terra Australis.

Today, just as we were wishing each other a happy Easter, we saw land! I told the crew to steer towards it. We couldn't believe our eyes!



The island has 800 or 900 of these huge, stone statues. We think they must be about 30 feet tall!



LATEST POSTS

Farewell to the Islands
17th March 1722

Welcome to the Juan Fernández Islands
24th February 1722

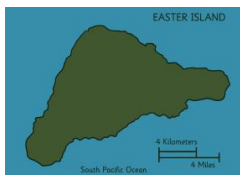
New Year's Resolutions
1st January 1722

Christmas at Sea
25th December 1721

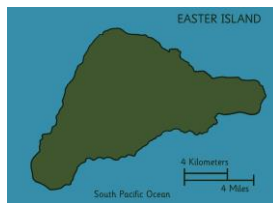
Meet the Crew
4th September 1721

The Adventure Begins
1st August 1721

PHOTOS



We sailed around the small island and it is in the shape of a triangle.



When we got onto the land, we started to explore. There are about 3,000 people living here altogether.

As it is Easter Sunday today, it was very easy naming this beautiful place. Welcome to Easter Island everybody!

We are hoping to spend a week here to learn more about this amazing island. Keep posted for more information soon!

COMMENTS



The_Dutch_West_India_Company
5th April 1722, 10:04pm

We are so delighted about the news! We can't wait for you to find Terra Australis but this is incredible. Well done to you and the crew!



The_Dutch_Explorer replied
5th April 1722, 10:23pm

Thank you for your kind words! I have passed your message on to the crew. Thank you so much for sponsoring us!



Jan_Roggeveen
5th April 1722, 10:36pm

Wow! I am so proud of you, bro! I am so honoured to have planned the expedition with you. All of our hard work is paying off! I wish I could be there. Happy Easter!

Section A

1. What type of text is this?
2. How would you feel if you discovered an island?
3. Did The_Dutch_Explorer travel alone?
4. How many people commented on the blog?

Section B

5. What country do you think 'Terra Australis' is?
6. What does 'farewell' mean?
7. When did The_Dutch_Explorer set off on his adventure?
8. What day of the week was it on 5th April 1722?

Section C

9. Which islands did The_Dutch_Explorer leave on 17th March 1722?
10. Who did The_Dutch_Explorer reply to?
11. Who sponsored the voyage?
12. Who planned the voyage with Jacob?

Section D

13. What does 'discovery' mean?
14. Did The_Dutch_Explorer know that the heads are 30 feet tall?
15. Is it possible that Jacob blogged about his discovery?
16. What does 'expedition' mean?

The Discovery of Easter Island – Challenge Activity

Section A

Draw pictures to match the captions.

The crew were excited about the discovery.	The people living on Easter Island were friendly.
There were 800 or 900 statues on the island.	The island is the shape of a triangle.

Section B

Match the quote to the person that could have said it.

“I will help you to plan your trip!”	Jacob Roggeveen
“Happy Easter, Captain!”	The native people
“Steer us to the island!”	Jan Roggeveen
“Welcome to our island!”	Crew member

The Discovery of Easter Island – Challenge Activity

Section C

Tick to show which word completes each sentence.

I have discovered an...

Easter	<input type="checkbox"/>
--------	--------------------------

adventure	<input type="checkbox"/>
-----------	--------------------------

island	<input type="checkbox"/>
--------	--------------------------

explorer	<input type="checkbox"/>
----------	--------------------------

We couldn't believe our...

land	<input type="checkbox"/>
------	--------------------------

eyes	<input type="checkbox"/>
------	--------------------------

steer	<input type="checkbox"/>
-------	--------------------------

people	<input type="checkbox"/>
--------	--------------------------

The island has 800 or 900 of these huge, stone...

Dutch	<input type="checkbox"/>
-------	--------------------------

amazing	<input type="checkbox"/>
---------	--------------------------

trees	<input type="checkbox"/>
-------	--------------------------

statues	<input type="checkbox"/>
---------	--------------------------

The island is in the shape of a...

circle	<input type="checkbox"/>
--------	--------------------------

square	<input type="checkbox"/>
--------	--------------------------

triangle	<input type="checkbox"/>
----------	--------------------------

star	<input type="checkbox"/>
------	--------------------------

Section D

Choose the correct words from the word bank to fill the blank spaces.

beautiful	week	explore
people	Easter	for

When we got onto the land, we started to _____. There are about 3,000 _____ living here altogether. As it is Easter Sunday today, it was very easy naming this _____ place. Welcome to _____ Island everybody! We are hoping to spend a _____ here to learn more about this amazing island. Keep posted _____ more information soon!

The Holiday Park



The Holiday Park – Adult-Led Questions

1. What can you see in the picture?
2. Are all the caravans the same?
3. Where might this photo have been taken?
4. When do you think would be the best time to go here?
5. Who might come and stay here?
6. Do you think it looks noisy or peaceful there?
7. Do you think the holiday park is looked after?
8. What sort of activities do you think you might do here?
9. Do you think you'd like to go here for a holiday?
10. What questions could you ask the people staying here to find out more about the holiday park?

Match the words to their definitions.

1. caravan

a. wooden area attached to a house or caravan

2. holiday

b. fun and games

3. travel

c. a holiday home that can be moved

4. decking

d. go somewhere for a short time to see something or someone

5. activities

e. time off to have fun and relax

6. visit

f. go from one place to another

The Holiday Park – SPAG 1

Use apostrophes for contractions in the words below.

I am		cannot	
do not		they are	
is not		she is	

Rewrite these sentences adding apostrophes for possession in the correct places.

I stayed in my uncles caravan with my cousin.

My friends dog loved playing in the sea.

The holiday parks restaurant was really nice.

We went to Wales in my mums car.

I ran to the park with my friends sister and her brothers.

The Holiday Park – SPAG 2

Tick the boxes to show if the sentence is in the past or present tense.

Sentence	Past	Present
I am staying at the holiday park.		
I played football with my friend.		
We looked for the swimming pool.		
She is coming over for a barbecue.		
We ate ice cream and drank lots of water.		

Using the verbs below, write sentences in the past and present tenses.

walk

past	
present	

swim

past	
present	