


# Week 1 Home Learning.

## On the sea -Boats.

Please read Jack and the Flumflum Tree written by Julia Donaldson and illustrated by David Roberts.



If you have this book at home, read it together, if you do not have this book you can watch somebody read it on YouTube.

<https://www.youtube.com/watch?v=55BIP3s7SjI>

# Phonics:

Please try to practice phonics daily with your children for around 15-20 minutes. This doesn't have to be done all at once. Keep practicing the Phase 2 & 3 sounds with your children, this will help them with their reading and writing.

Practice reading these words:

- **cramp**
- **plump**
- **stamp**
- **drank**
- **gulp**

The 2 syllable words we would be asking the children to sound out and write are:

- **floating**
- **helper**
- **treetop**

Practice writing these words:

- **trust**
- **spoon**
- **plan**
- **step**
- **help**
- **creep**
- **trail**
- **float**

Make sure the children are listening carefully to the words and sounding them out to ensure they can hear all the sounds.

Last week, we concentrated on the tricky words **do**, and **said**. This week we are learning **when** and **so**. Practice these every day, you could practice writing them with everyday objects e.g. grass or dry spaghetti.



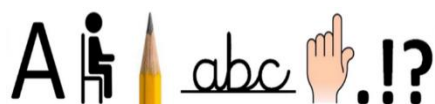
Sentences to write this week:

**A drip from the tap drops in the sink.**

**Trisha took a book off the shelf.**

**Krishnan took a spoon off the desk.**


You can change these or add to them if you want! Remember your capital letters, finger spaces, full stops and to use your phonics to sound out the words!



### Sentence substitution

Have a go at making your own 'sentence substitution' game. Write the following words on a piece of paper or post stick note (one word per sheet). See how many different sentences your child can make up that make sense using only these words.

Trisha	took	a	book	off	spoon
the	shelf	grabs	desk	Krishnan	Zack

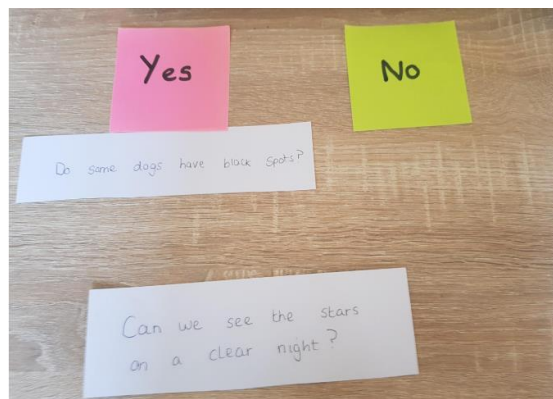


### Yes or No sentences

Make a 'yes' pile and a 'no' pile. Write the following sentences on a piece of paper and see if your child thinks the answer is 'yes' or 'no' to it.

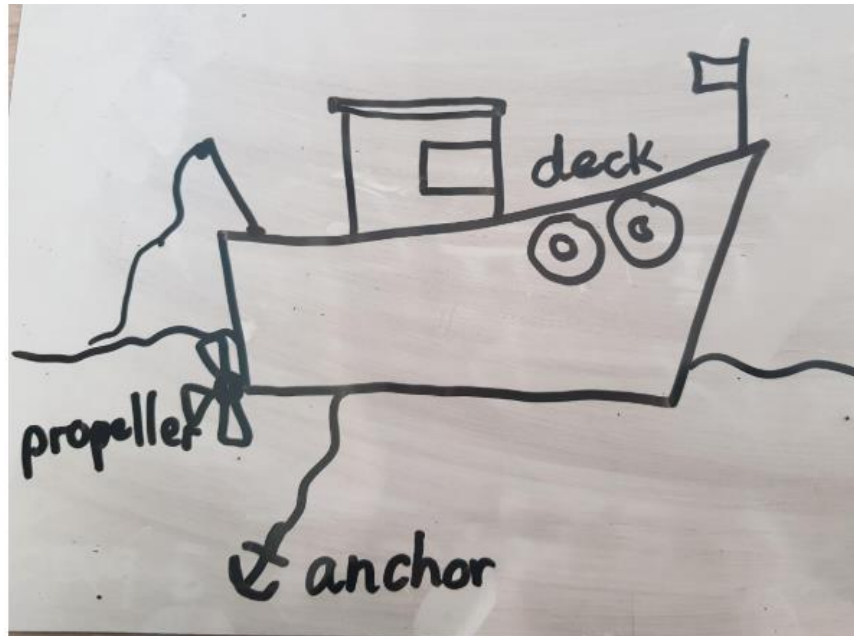
- Can we see the stars on a clear night?
- Do some dogs have black spots?

Challenge - can they write their own yes/no sentences?



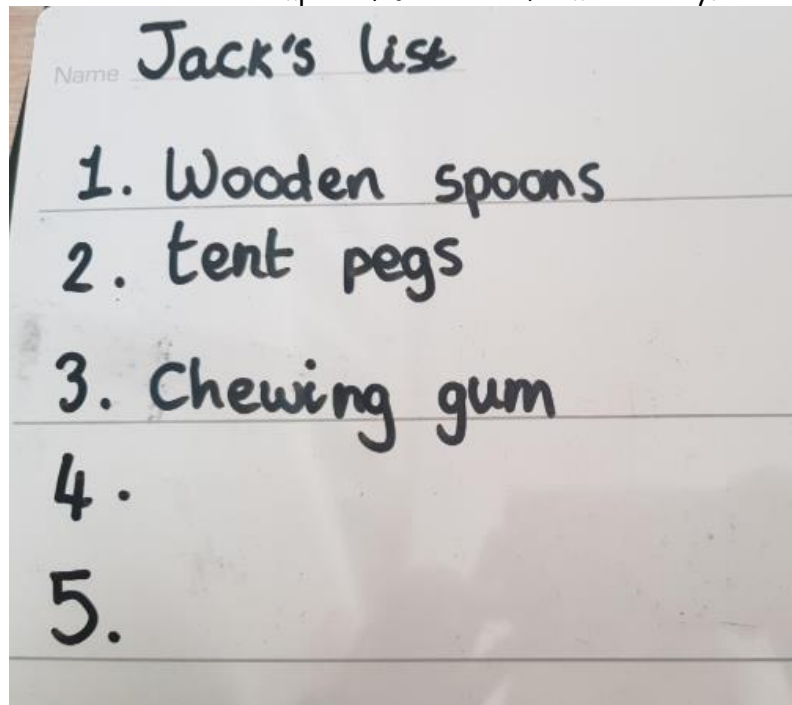
### Design and label a boat

Can they use these labels: (anchor, propeller, deck, name, cargo, mast, sail)



### List writing

Can you write a list of essentials to take on a boat?  
Here is an examples of Jack's list from the story.

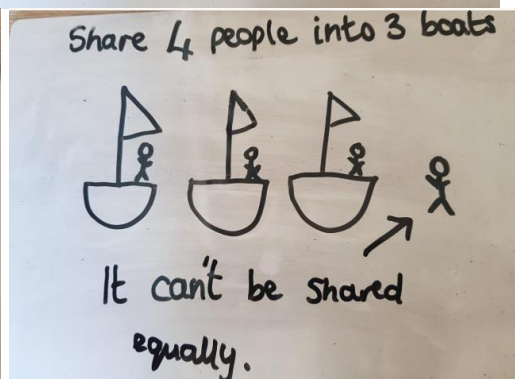
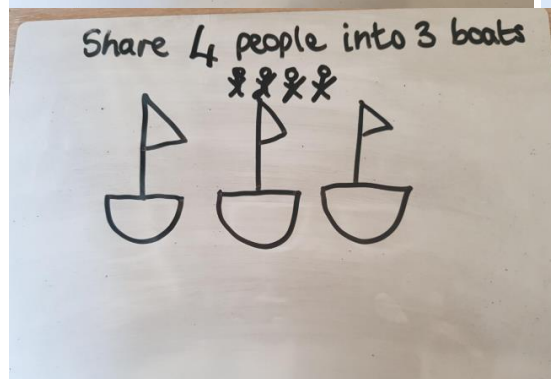
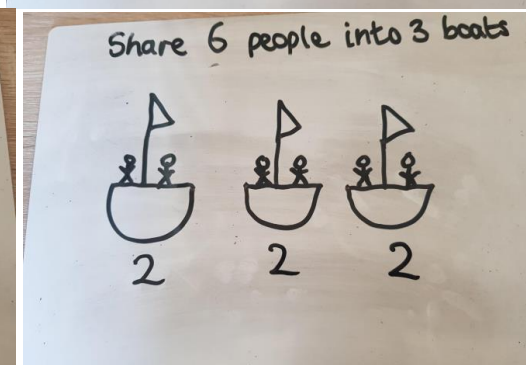
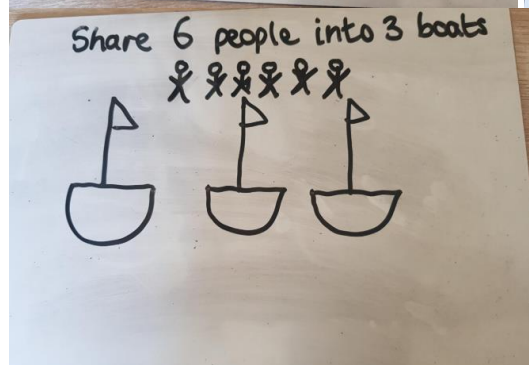
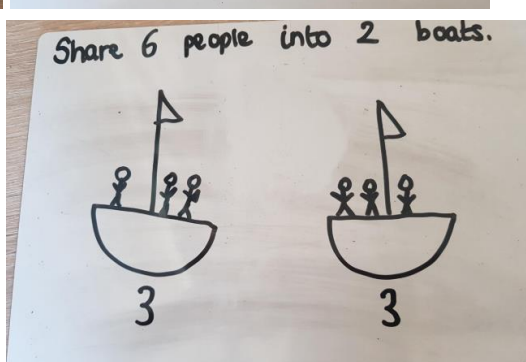
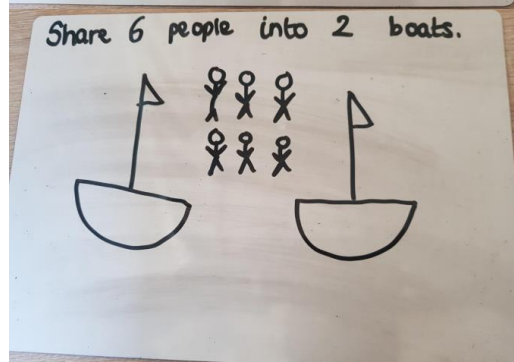
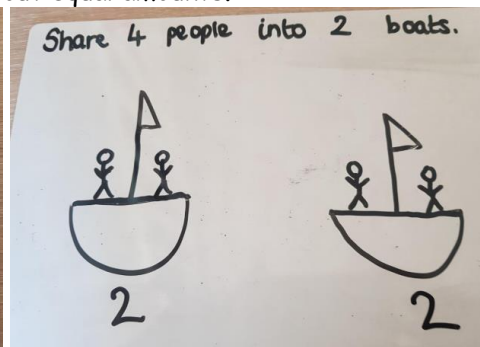



# Maths

## Sharing

This week we are learning about sharing a number into equal amounts. If you have concrete materials for this (e.g. a toy boat and people figures) if not you can use the picture versions below.

Discuss with your child that when you are sharing an amount, each group must have the same amount in or it has not been shared equally. Have a look at some of the examples (on the left) and see if the children are able to draw the answers correctly (on the right). There is even a trick one in there to talk to your child about equal amounts.



## Shape, Space and Measure.


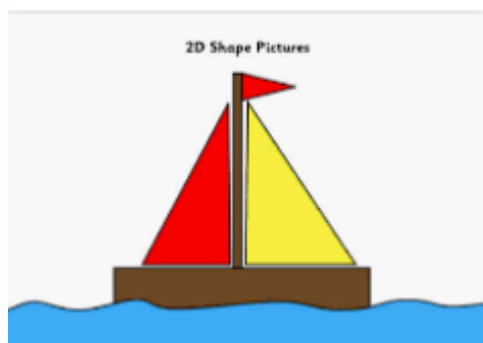
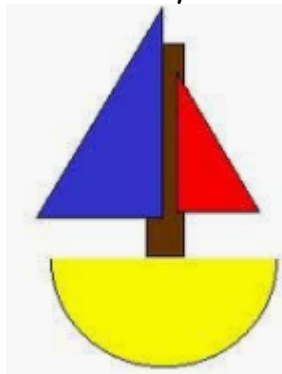
Can you make a boat out of junk modelling. How much water will it hold before it starts to sink?



Can you try another container next time, did it hold more or less water than your previous boat?

## 2D shape boat pictures

Can you use 2d shapes to make a picture of a boat or something else. If you do not have your own 2d shapes at home you could draw them and cut them out.



## Enquiry questions:

Why does a boat float on the water?

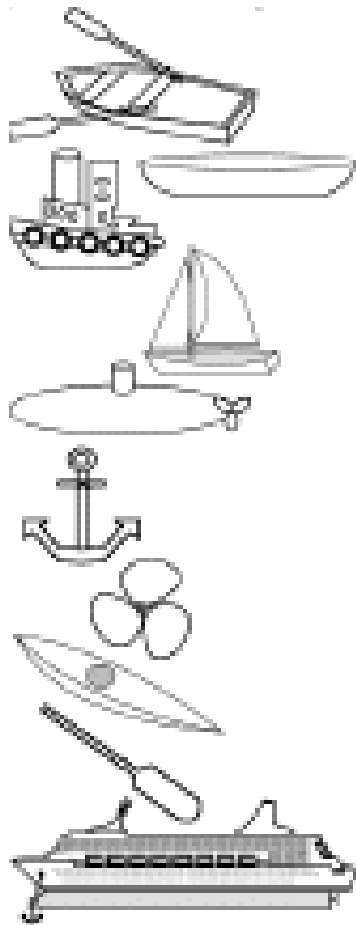


Keys vocab : anchor, propeller, deck,  
name, cargo, mast, sail, float, sink

**Different types of boats**

Discuss different types of boats - sailing, rowing, motor boat, fishing, cargo, ferry, ocean liner

Topic



canoe

rowboat

sailboat

tugboat

anchor

submarine

propeller

ship

kayak

oar

Can they draw and arrow to match the boats to its name.

**Key Questions:**

Have you been on a boat before?

Why do we need to be safe on a boat?

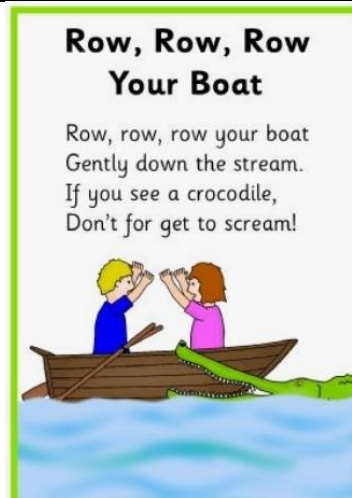
**Different oceans**

Looking at the different oceans, here is a great song to help learn them.

<https://www.youtube.com/watch?v=X6BE4VcYngQ>



Rhymes,  
riddles  
and songs



Can you make up your own rhyme for 'Row row row your boat?'

Junk Modelling boats




Art



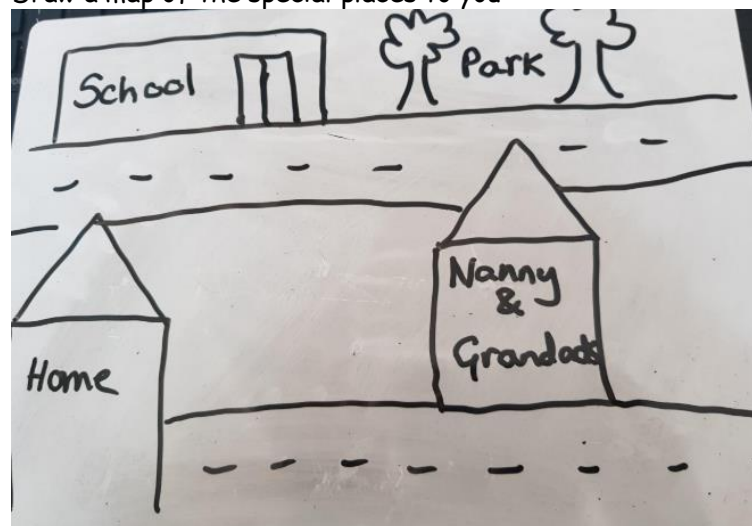
Can you make a boat out of junk modelling? You can make it as big or as small as you like and use any materials you have access to.

Will your boat float?



**What places are special to my community and me?**

Draw a map of the special places to you



RE

**What places are special to my local community?**

Draw a map of the places special in the community

The whole Reception Team are finding exercise extremely important during this time. Joe Wicks' daily workouts are brilliant for the whole family and we are using them ourselves - <https://www.youtube.com/user/thebodycoach1/videos> .

Pirate ship - PE game

PE

Command	Action
North, South, East, West	Run to that part of the room/garden
Scrub the deck	Crouch down and pretend to scrub the floor
Walk the plank	Pretend to walk along a plank
Climb the riggings	Pretend to climb up the rope
Captains coming	Stand tall and salute the captain 'Aye aye captain'
Man overboard	Pretend to fall off the boat and swim!

Traffic light emotions

Check in with your child about how they are feeling. Get them to talk to you about how they think they are feeling. Check in a few times a week. They can even colour and make their own traffic light system and move their name or picture when their emotion changes.

PSHE

Green - They are coping fine with everything and are happy in themselves.

Amber/Yellow - They are getting a little worried with everything going on and they are not feeling that great.

Red- They are not coping, they are feeling very overwhelmed with all the recent changing. They are feeling sad, angry, confused etc.

