


# Term 6 Home Learning Pack

We will be looking at the story of Peter Pan by J.M Barrie



If you have this book at home, read it together looking carefully at the beautiful images.

If you do not have this book you can watch it on YouTube and still look at the images: <https://www.youtube.com/watch?v=qbekX6s7cdw>

# Phonics

Please try to practice phonics daily with your children for around 15-20 minutes. This doesn't have to be done all at once.

Keep practicing the previous sounds and key words with your children, this will help them with their reading and writing.

\*\*\*Monday\*\*\*

Please play the game Tell a T-Rex and select cvc.

<https://www.ictgames.com/mobilePage/tellATRex/index.html>



Encourage your child to read the sentence and talk about whether it makes sense or if it is a nonsense sentence.


Can you make your own yes/no cards to hold up?



## \*\*\*Tuesday\*\*\*

### Tricky word SNAP!

Play snap with your child, each of you will need a pile of tricky words with some the same. Take it in turns to turn over a card at a time. When the same tricky word is placed on top of each other the first one to shout snap wins.



### All of our reception tricky words

Set 1	a	is	the	to		
Set 2	on	I	put	in		
Set 3	got	go	no	we		
Set 4	are	and	big	it		
Set 5	into	onto	his	has		
Set 6	not	of	you	said		
Set 7	at	but	off	an		
Set 8	her	they	all	my		
Set 9	me	be	he	she		
Set 10	that	<u>Mr</u>	<u>Mrs</u>	do		
Set 11	went	was	see	what		
Set 12	were	have	little	out		
Set 13	come	some	there	one		
Set 14	look	with	like	when		
Set 15	here	for	will	can		
Set 16	mum	them	this	dad	could	
Set 17	get	if	help	came	people	your
Set 18	then	don't	house	very	about	made
Set 19	old	too	as	it's	saw	their
Set 20	back	by	up	from	him	time
Set 21	day	had	children	make	oh	so
Set 22	down	called	I'm	just	now	looked

\*\*\*Wednesday\*\*\*

? Can you draw a picture to match the sentence and write a sentence to match the picture?

The slug is on a yellow and green rock.



---

---

---

---



The cow is in the barn on the moon.

---

---

---


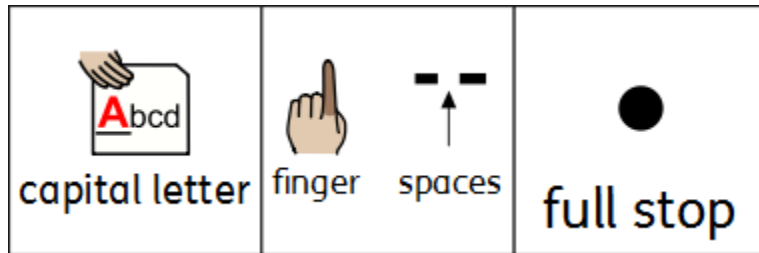
---

# \*\*\*Thursday\*\*\*

Today we will be writing sentences.

Please discuss with your child the elements of a sentence they need to remember.

Don't forget to sound out the words e.g. f-r-o-g



---

---

---

---

\*\*\*Friday\*\*\*

Please practise the correct formation of the letters of the alphabet.

Aa Bb Cc Dd Ee Ff Gg

Hh Ii Jj Kk Ll Mm Nn

Oo Pp Qq Rr Ss Tt Uu

Vv Ww Xx Yy Zz

Space to practise your own letters please!



# Maths

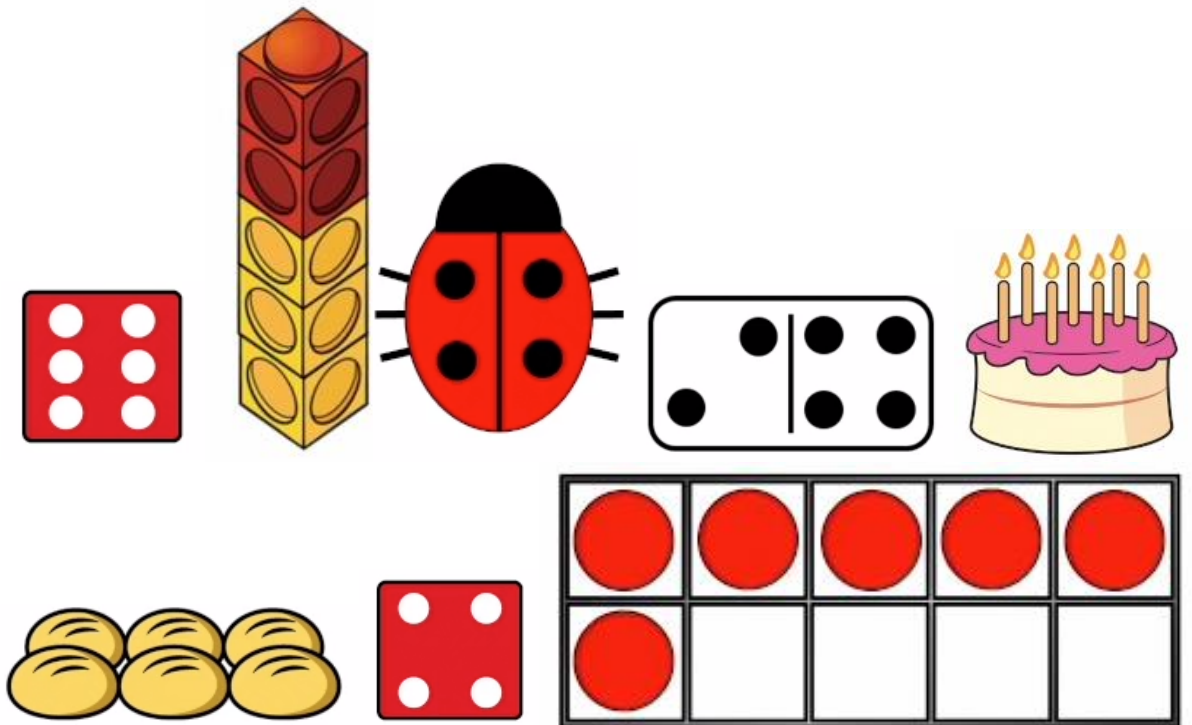
\*\*\*Monday\*\*\*

Starter - subitize up to 5 song - Jack Hartman  
[https://www.youtube.com/watch?v=PSIA-u\\_ABmU](https://www.youtube.com/watch?v=PSIA-u_ABmU)



Today we are learning all about the number 6.

Look at the images below, which ones do you think represent number 6?



Task: Go on a hunt around your house, garden or outside and see if you can find the numeral 6.



Or see if you can find 6 objects.



Please send us any photos of your 'Number 6 Hunt'.

Challenge: Can you think of a story or song that is about the number 6?

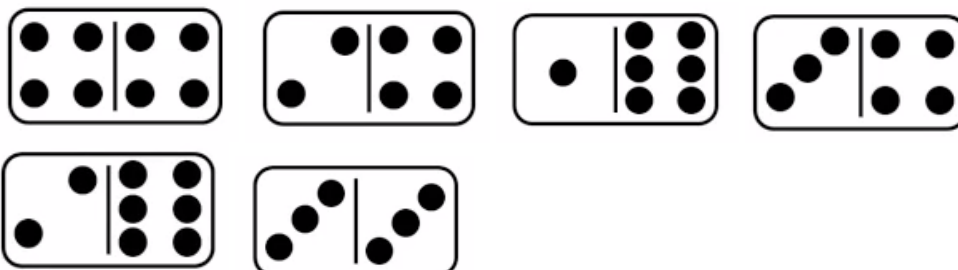
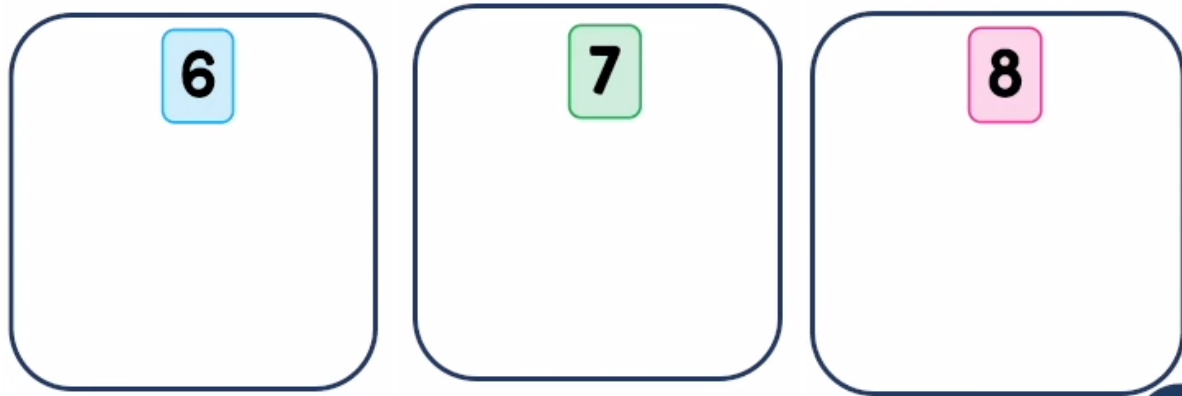
\*\*\*Tuesday\*\*\*

Starter: Subitize rock - Jack Hartman


<https://www.youtube.com/watch?v=ib5Gf3GIzAg>



Task 1: Can you sort the dominoes to the correct group. We have a group for dominoes that show 6, 7 and 8.

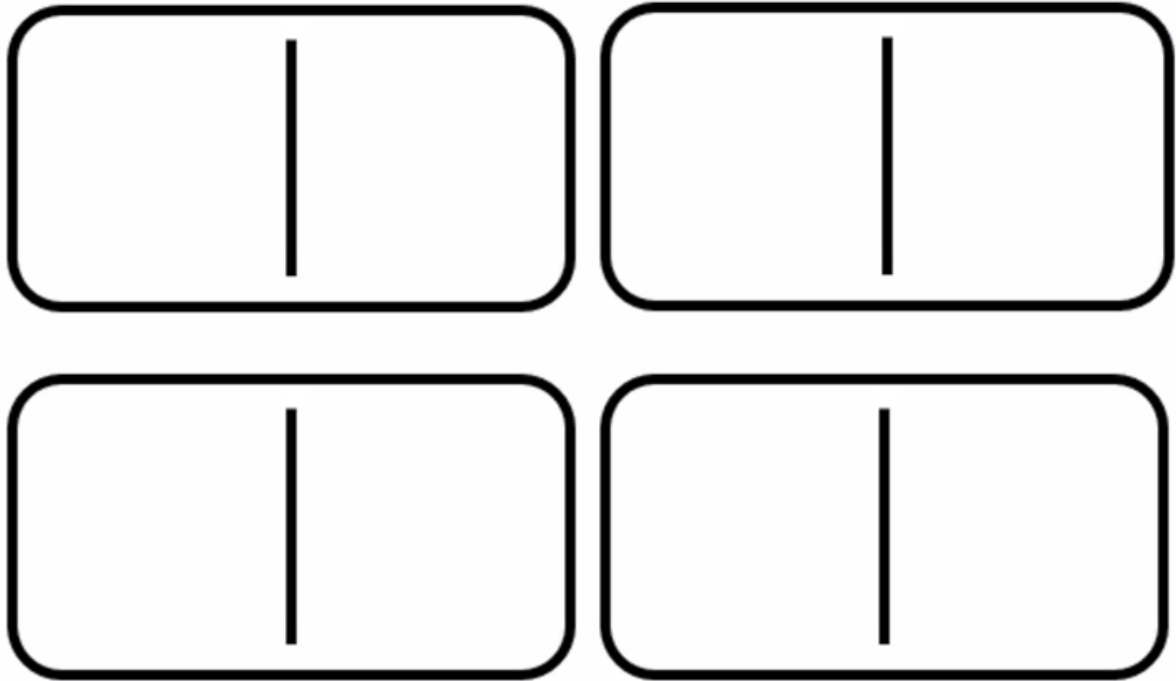


Task 2: Can you draw the dominoe dots on the blank dominoes and show the different ways you can represent 7.




Here is one example for you:





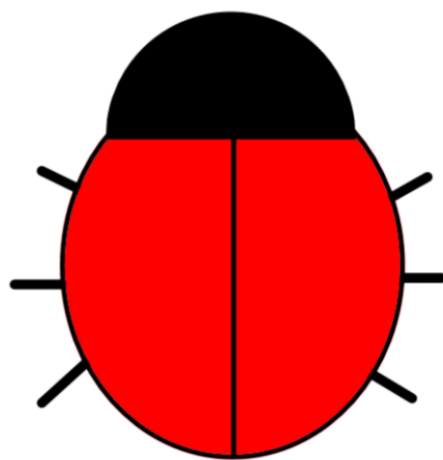
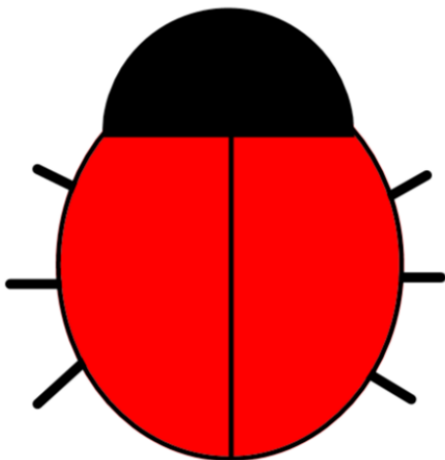
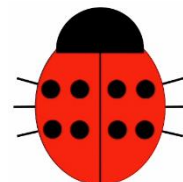
\*\*\*Wednesday\*\*\*

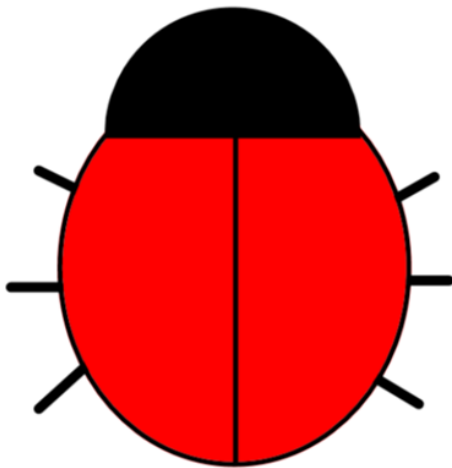
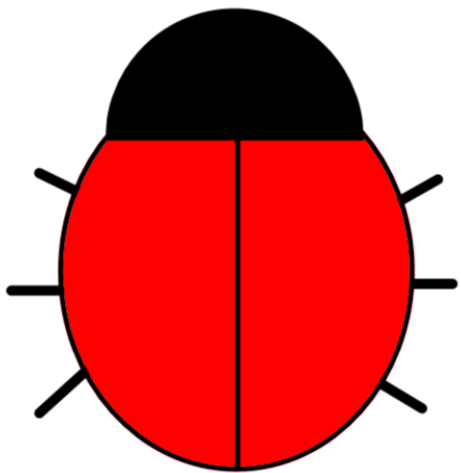
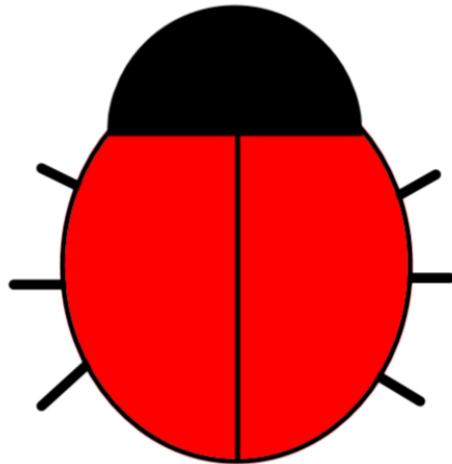
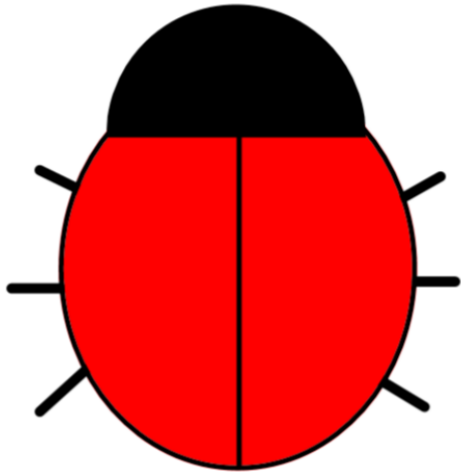
Starter: Odd one out. Which dice is the 'odd one out?'



Your task:

How many different ways can you represent 8 on the ladybirds. Here is one example for you.







Challenge: Can you show another way of representing the number 8 at home? E.g. 2 dinner plates with 8 grapes shared between them.

\*\*\*Thursday\*\*\*

Starter: How many dots can you see on each domino?



Task: Can you cut the cards out and match the cards that show the same number.




Challenge: Have a go at making your own cards with different ways to represent the numbers 6,7 and 8.

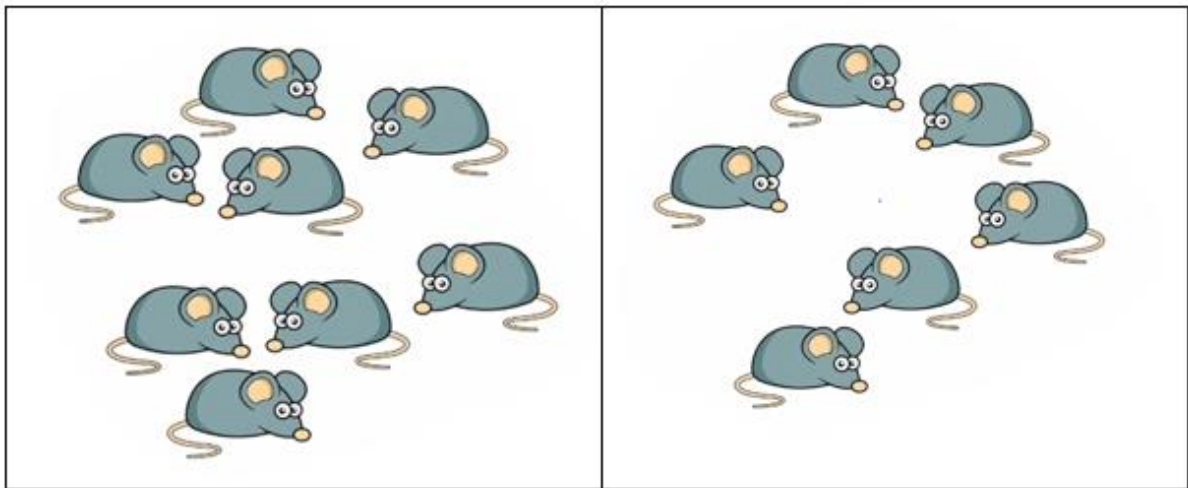

\*\*\*Friday\*\*\*

Starter: Play 'Helicopter rescue' on Topmarks. Select number 1-10 (unless you are really up for a challenge!)  
<https://www.topmarks.co.uk/learning-to-count/helicopter-rescue>



Task: Look at the pairs of pictures below and decide what is the different between both pictures e.g. there is 1 less.





## RE

This week we are thinking about 'Why change is good?'

We would like you to plant some seeds or bulbs with your child and talk about what will happen to the seed.

How will it change? What will it turn into?

Is this change good?



**\*\*Please note if you don't have any seeds to plant feel free to look at different plants on one of your walks and talk about how they may grow and change.\*\***

## Physical development

Move like a dinosaur - Dino Stomp Dance.



<https://www.youtube.com/watch?v=Rlpvj9gSgdw>


Watch the video for inspiration and then have a go at making up your own Dino Stomp Dance.

## Literacy


After listening to the story 'How to look after a dinosaur' can you make a poster for how to look after a dinosaur?

What would you need to include?

For example, take it for walks, clean it every day, feed it lots of food.



## How to look after a dinosaur



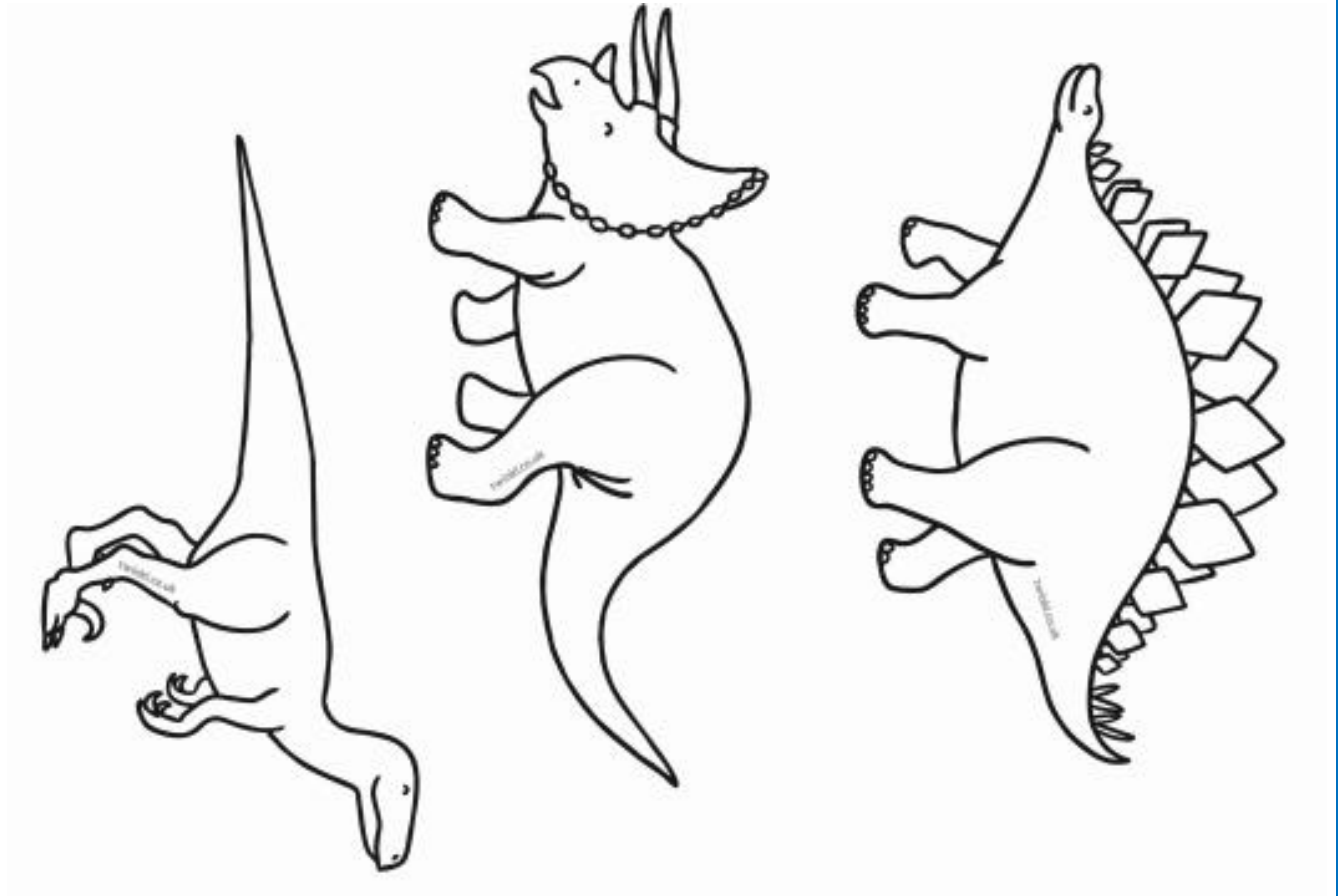
### **Art**


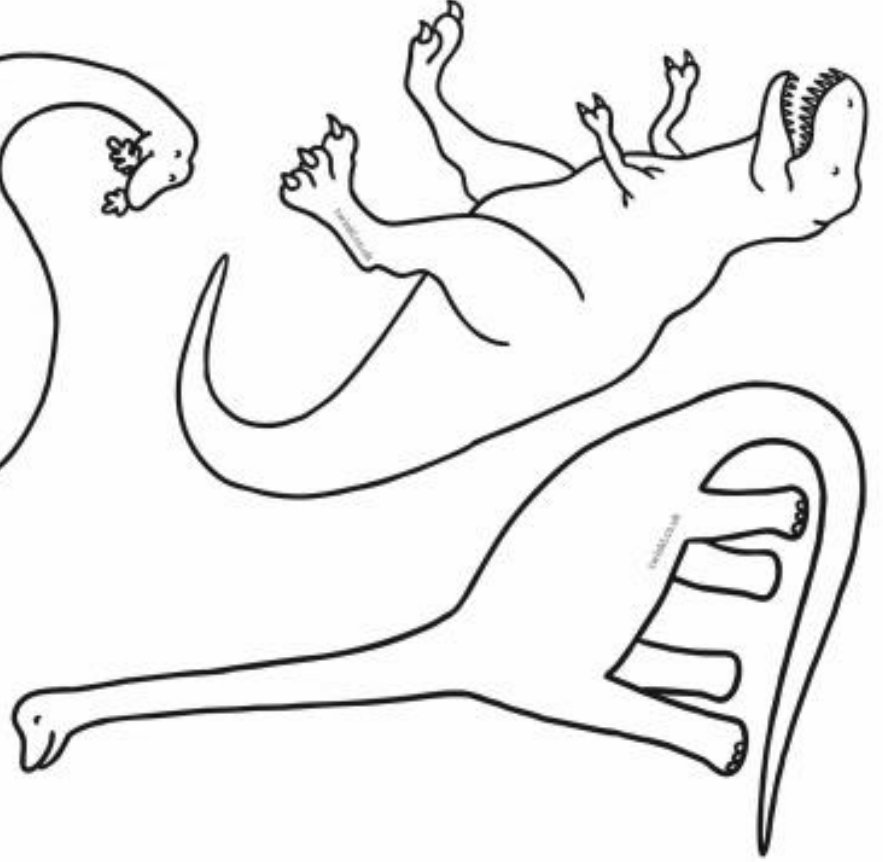
Please use the dinosaur templates below to make your own stick puppets. Or you can be really creative and make your own dinosaur stick puppets.



(If you don't have any sticks at home you could always use a pencil)

We would love to see you make up your own puppet show with them too 😊





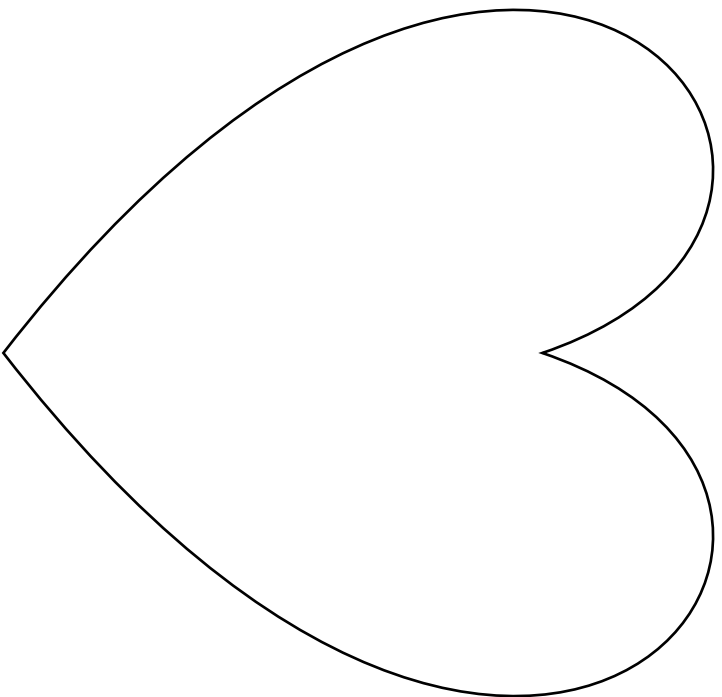
## Mental well-being

This Sunday is Mothering Sunday, can you make a card for someone special in your life and thank them for all the things they do for you.

You are welcome to copy this design and use our template or you can choose to make your own Mother's Day Card.



**I love you**



**to pieces**

**To \_\_\_\_\_**

**Happy Mother's  
Day**

**Love \_\_\_\_\_**

# Topic- Music

Dinosaur music - If you have a drum or another instrument at home for this activity feel free to use it if not they can use their hands and clap along to the beat.

Look at the pictures below and use your drum or hands to either clap along to the beat. If there is one dot then there would just need to be one clap e.g. egg. If there is two dots then you would need two claps e.g. fos-sil. Encourage the children to say the word as they clap.

\*\*Please note these are not 'sound buttons' that we use in phonics and these are the syllables in words so try to make sure the children don't get mixed up with the two.\*\*



egg



fos sil



din o saur



carn i vore






herb i vore



vol can o



steg a saur us



dip lo do cus



## Online safety

It is important that your child stays safe online whilst using a tablet. Please talk to them about how they can use their tablet safely. E.g. Tell a grown up if you see something you are not sure about.

### Internet Safety Rules

Always ask a grown-up for help if you see anything strange or unusual.

Don't download or install anything without asking a grown-up first.

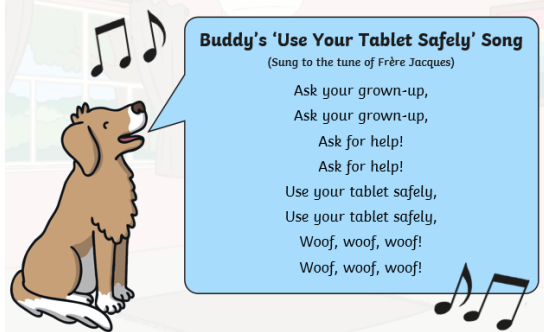
Remember, not all games and videos are for children.

Don't talk to strangers online and don't tell them where you live.

If you are ever unsure what to do, remember Buddy's song, and always ask for help!



Buddy helped Ben to decide what to do by singing his helpful 'Use Your Tablet Safely' song!



### Buddy's 'Use Your Tablet Safely' Song

(Sung to the tune of Frère Jacques)

Ask your grown-up,

Ask your grown-up,

Ask for help!

Ask for help!

Use your tablet safely,

Use your tablet safely,

Woof, woof, woof!

Woof, woof, woof!



## How to Use a Tablet Safely

How do you use a tablet safely?



## Brain break

If your child is struggling to concentrate and needs a quick brain break, try one of these 'Brain Break' activities.

### Brain Break! I Can Fly!

Students pretend they can fly like each of these for 10 seconds:

- airplane
- bee
- kite
- butterfly
- eagle

### Brain Break! Disco!

Put on some music and dance! If you can make the room semi-dark and have a black light or other special effect, your kids will love it.

### Brain Break! Action Words

Students act out each of these words:

- explode
- splat
- flutter
- melt
- shrink

### Brain Break! Simon Says

Play Simon Says! Try to trick your students by not saying Simon Says.

# Dough Disco - Madagascar - I like to move it

<https://www.youtube.com/watch?v=hdcTmpvDOOI>

## Session 9

Music: Madagascar – I like to move it



### Dive

Place the dough in one hand, bring that hand high up into the sky and pass the dough over and down to the other hand below.



### Doughnut

Push the dough over each finger to make a doughnut shape.



### Squeeze

Use one hand at a time to squeeze the dough as hard as you can.



### Pinch

Use Tommy Thumb and Peter Pointer to pinch the dough.

Repeat as necessary

**"Fingers you've just been to the dough disco!"**

Don't forget to share your amazing learning with us via ClassDojo.  
Have a great weekend everyone and stay safe!!!



**ClassDojo**