

Name:
Date:

Observation 1

Task - Look at the picture and fill in the gaps.



There are _____ cats.

There are _____ pans on the oven.

There are _____ plates near the sink.

The table has _____ legs.

Name:
Date:

Deduction 1

Task 1 - Label the drinks on the shelf.

lemonade	cola	fruit juice
----------	------	-------------

water	orangeade	diet cola
-------	-----------	-----------



Task 2 - List the drinks in alphabetical order.

1.	_____
2.	_____
3.	_____
4.	_____
5.	_____
6.	_____

Name:
Date:

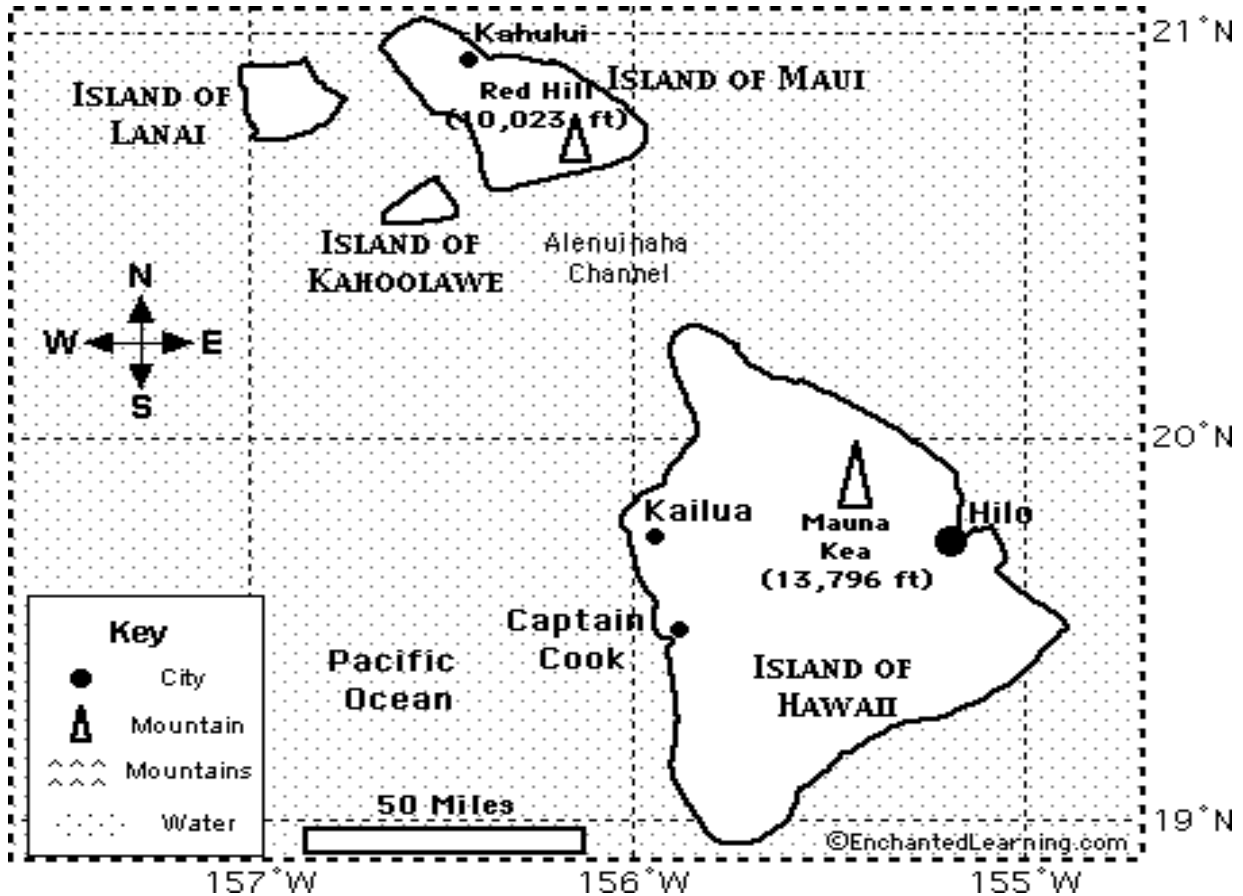
Task 3 - Fill in the missing labels.



- | |
|------------|
| crisps |
| tea bags |
| cornflakes |
| jam |
| bread |

Name:
Date:

Orientation 1



Task 1

- Colour the water **blue**.
- Colour the land **green**.
- Colour the mountains **brown**.

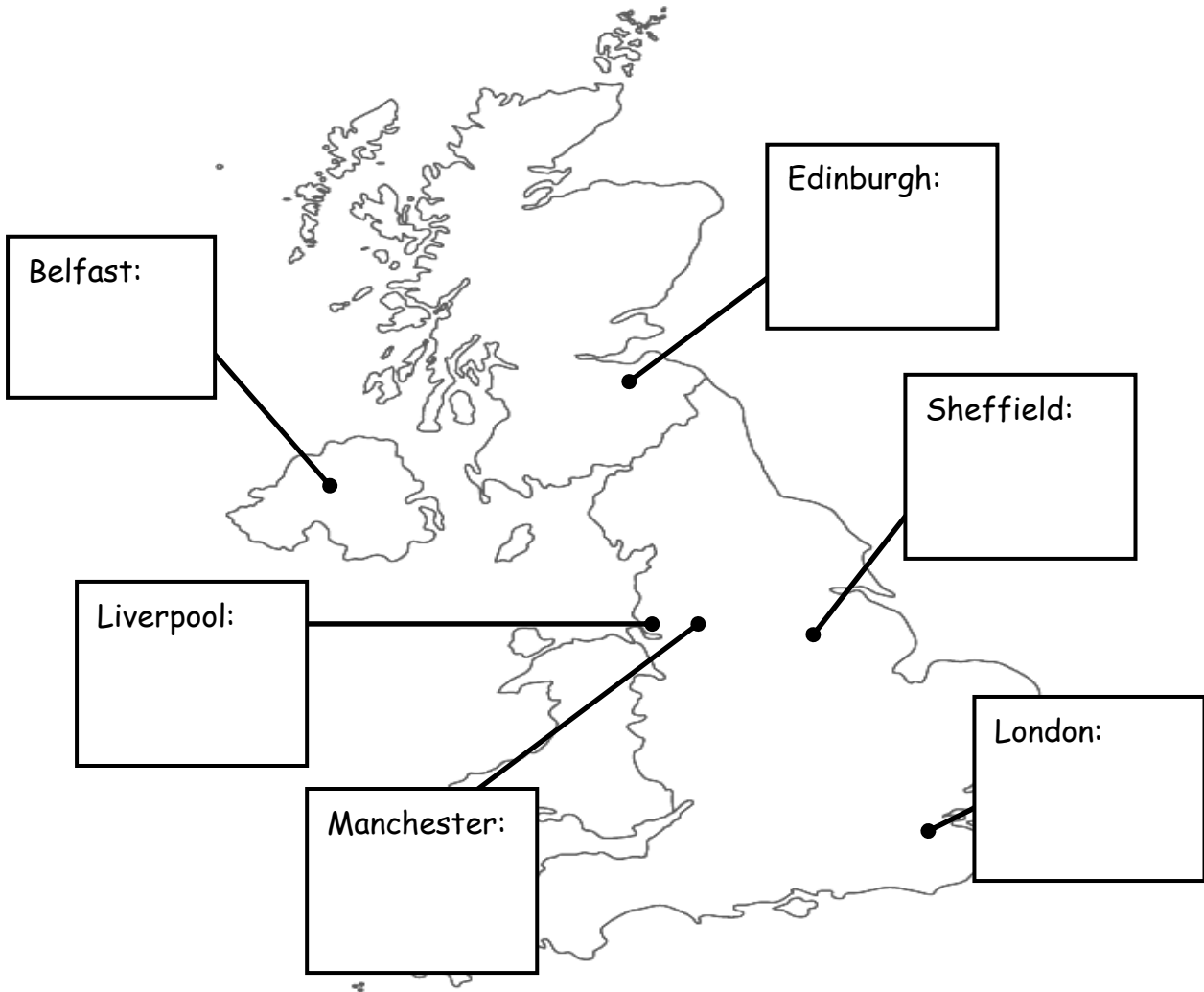
Task 2

- What is the name of the biggest island? _____
- What is the name of the smallest island? _____
- Which island is furthest west? _____
- Which island is furthest south? _____

Name:
Date:

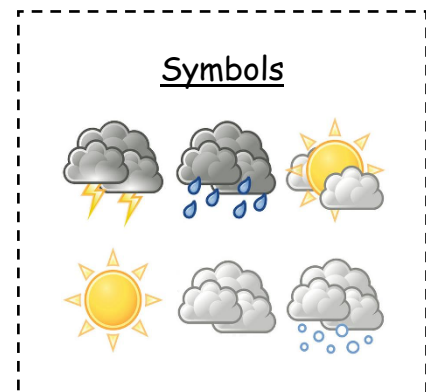
Using symbols 1

Task - Read the weather forecast and fill in the symbols.



Today's forecast:

- a) In London it will be clear and sunny.
- b) In Liverpool and Manchester there will be rain.
- c) In Sheffield it will be cloudy.
- d) In Belfast there will be storms.
- e) In Edinburgh there will be snow.



Name:
Date:

Observation 2

Task - Look at the picture and answer the questions.

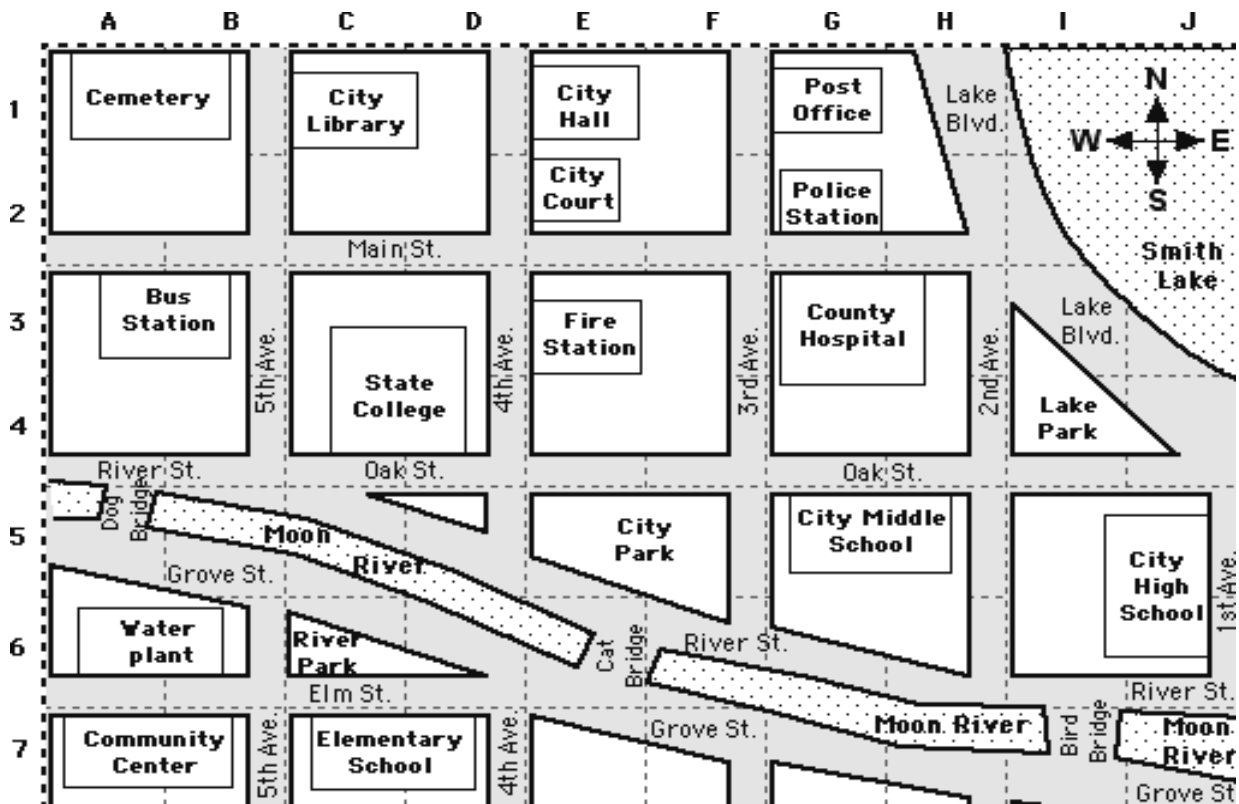


True or False:

a) It is clear and sunny.		c) There are two birds.	
b) There is a car.		e) There is a bucket and spade.	
c) There are two starfish.		f) There is a deck chair.	

Name:
Date:

Orientation 2



Task 1 - Create a key to show where things are.

water	
parks	

schools	
library	

police station	
fire station	

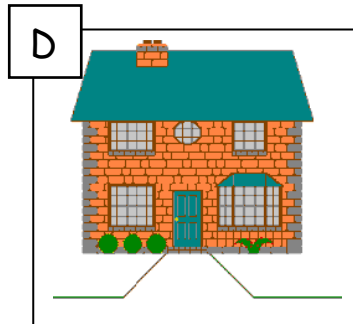
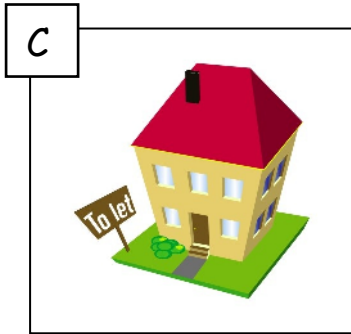


Task 2 - Answer the following questions:

- Which is further south, Lake Park or City Park? _____
- Which school's address is 250 Oak Street? _____
- What building is next door to City Hall? _____
- What two buildings are near the police station?
_____ and _____

Name:
Date:

Deduction 2

Task - Read the descriptions to work out where each person lives.



1. Mr Smith lives in a big house with a grey roof. _____
2. Dr Jones lives in a medium size house with a garage. _____
3. Mrs Patel lives in a big red brick house. _____
4. Mr Wood lives in a small log cabin. _____
5. Miss Ingrid lives in a house with a red roof. She is going to move soon. _____

Name:
Date:

Using symbols 2

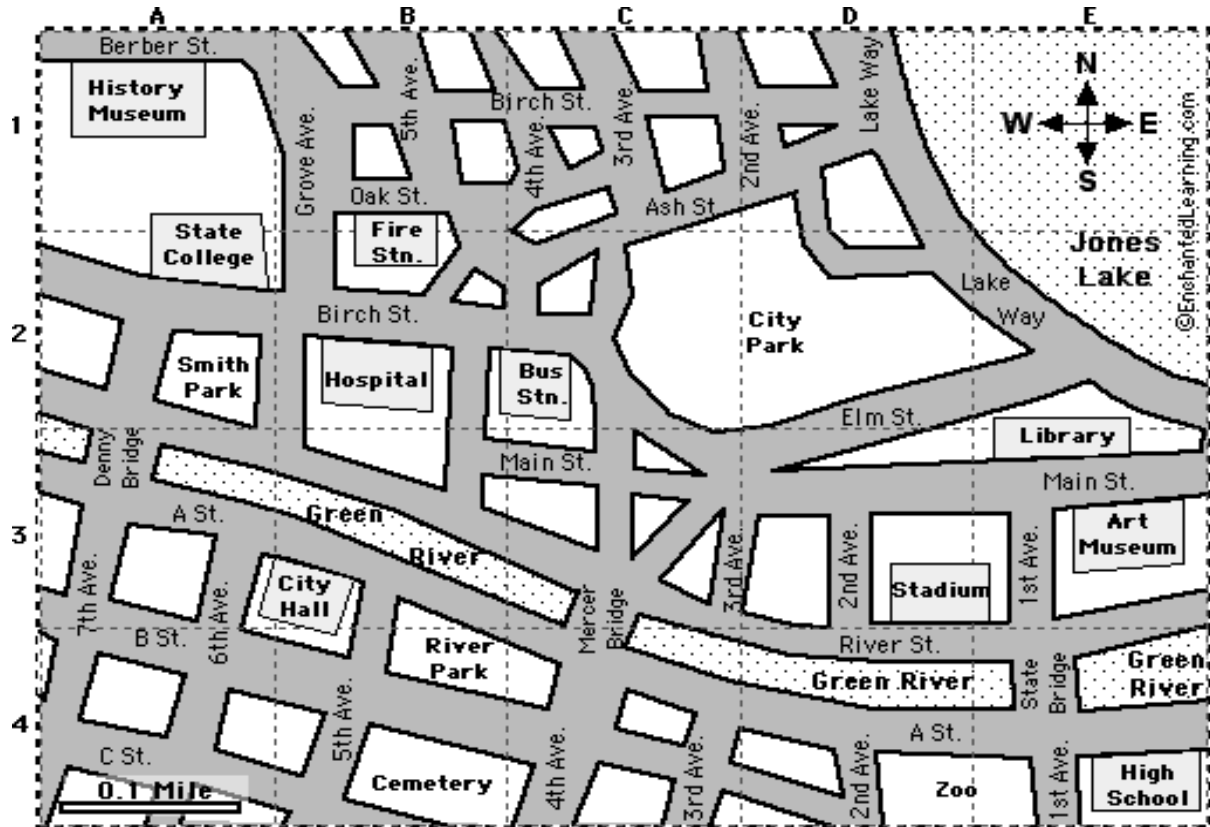
Task - Match the flags to the countries of the United Kingdom.



- a) Wales has a red dragon on a white and green background.
- b) Scotland has a white diagonal cross on a blue background.
- c) Northern Ireland has a red diagonal cross on a white background.
- d) England has a red horizontal cross on a white background.

Name:
Date:

Orientation 3



Tasks:

- In **orange**, draw a route from the high school to the stadium.
- In **red**, draw a short street route from the library to city hall.
- In **blue**, draw a short street route from the zoo to the history museum.
- In **green**, draw a route from state college to the art museum.
Plan your route to include city park.

Name:
Date:

Fiction reading

Remember - Stories that are made up are called fiction.

But if the story really happened, then we say it is non-fiction or factual.

Task 2 - Tick the pictures that could go with the story.

The Legend of King Arthur

Many years ago, a king named Arthur ruled the land.





He had a magical sword called 'Excalibur'. He got this from a stone.

To help him rule England, King Arthur hired some strong men.

These men were called the 'Knights of the Round Table.'

King Arthur and the knights were brave.

They went to war against evil men and monsters. They kept England safe.




Name:
Date:

Task 2 - Draw pictures to show what happens in the story.

THE PHANTOM HITCH-HIKER...

	<p>A man and his wife are going home late at night.</p> <p>They stop the car to give a hitch-hiker a lift.</p>
--	--

<p>The hitch-hiker is a young girl.</p> <p>She is shivering so they lend her a jumper.</p>	
--	--

	<p>She tells them her address.</p> <p>But as they drive under a bridge, she vanishes.</p>
---	---

<p>They go to the address and see an old woman.</p> <p>They tell her about the girl.</p>	
--	--

Name:
Date:

	<p>The old woman cries and says it is her daughter.</p> <p>She was killed on the bridge.</p>
--	--

<p>The man and his wife do not believe her.</p> <p>So the old woman tells them where her grave is.</p>	
--	--

	<p>They go to the church to find it.</p>
--	--

<p>They walk around and see a grave with a jumper hung on it.</p> <p>They bend down and see the girl's name.</p>	
--	--

THE END



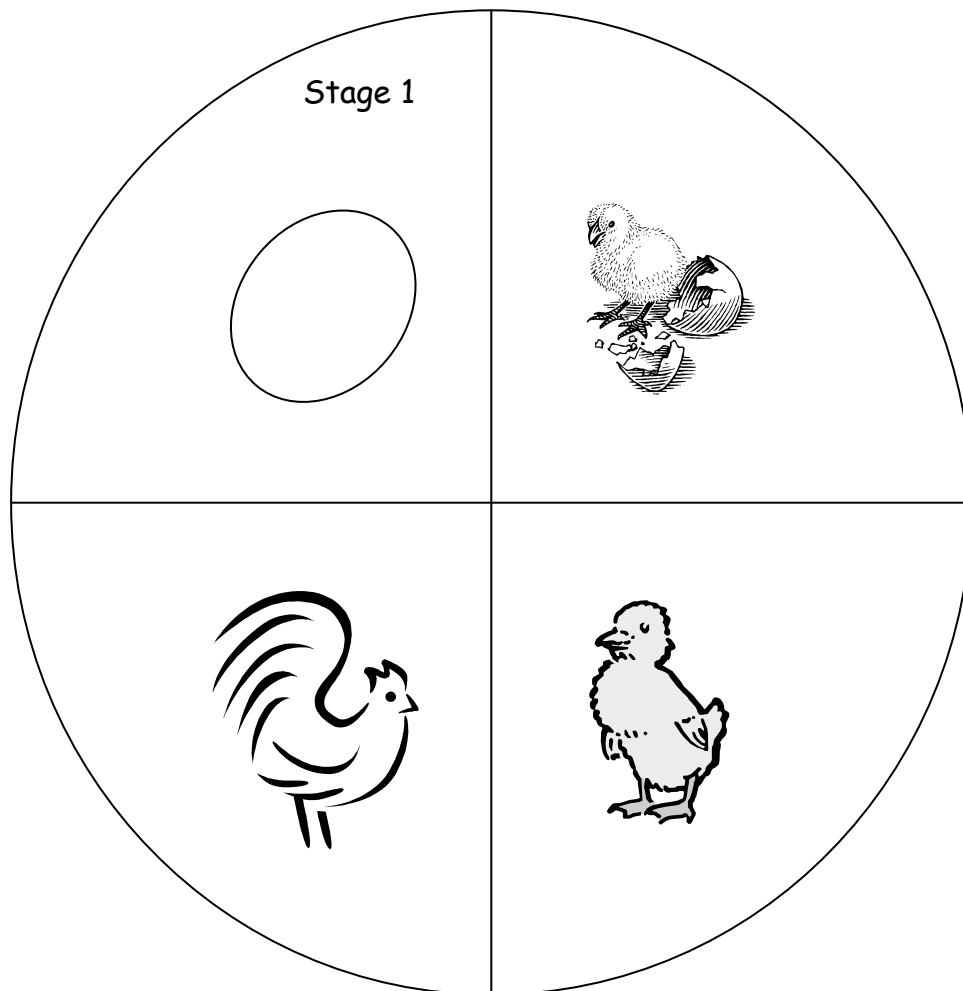
Name:
Date:

Non-fiction reading

As well as entertaining you with interesting stories, reading can also help you find out important information.

Usually, information and explanation texts are classed as non-fiction or factual.

Task 1 - Number the stages of the life cycle to show its order. Then add a label to each stage.



egg

hatchling

chicken

hen


Name:
Date:

Task 2 - Match the descriptions with the picture stages.

Stage 1

Each frog lays thousands of eggs.

We call the eggs spawn.




Stage 2

Tadpoles hatch from the eggs.

They are small and black.

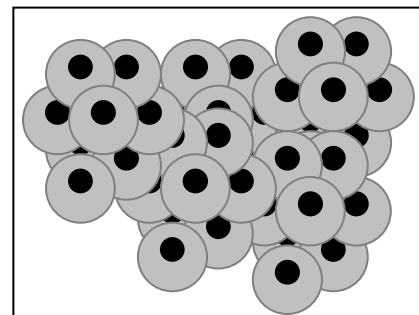
They have big tails to help them swim.



Stage 3

Over time the tadpole turns into a frog.


It grows legs.



Stage 4

The tadpole loses its tail.

It is now a frog.



Name:
Date:

Task 3 - Read the information on butterflies carefully.

The life of a *butterfly* is really interesting.



Butterflies do not give birth to babies. They lay eggs instead.



Caterpillars hatch from the eggs. They look very different from butterflies.

The caterpillars eat lots of leaves until the next stage.



Then the caterpillars change into a pod. We call this a *chrysalis*.

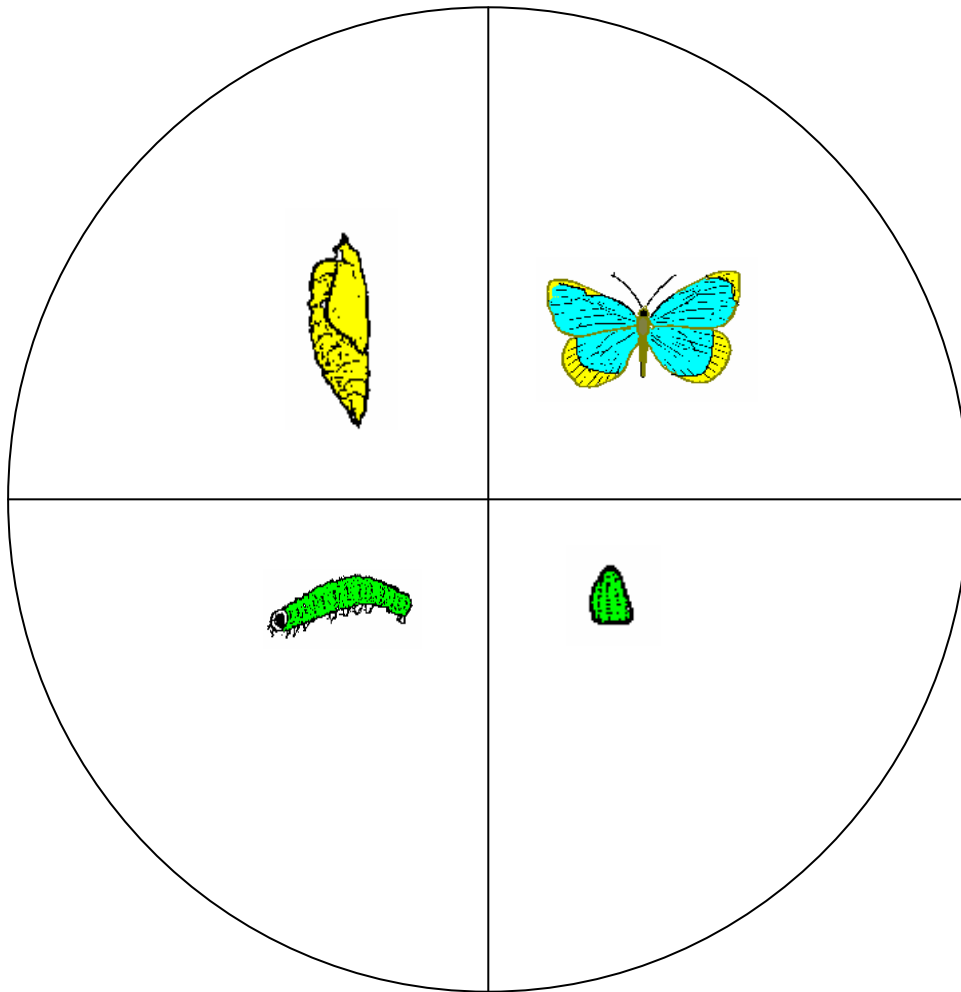
In the pod the caterpillar changes in a big way. They grow wings. They slowly turn into a butterfly.



The butterfly climbs out of the pod. It lives for about a week to lay new eggs.

Name:
Date:

Task 4 - Number the stages of the life cycle to show its order. Then add a label to each stage.



Task 5 - Now answer the questions.

a) What do caterpillars eat?

b) What do caterpillars grow in the pod?

c) How long do butterflies live for?

Name:
Date:

Counting syllables

One way to help you read and spell is by breaking words down into syllables.

Syllables are chunks of sound. All words have at least one syllable.

Syllables can be just one letter or a group of letters - it's the sound that matters.

One way to understand what syllables are is to think of a simple song, like "Happy Birthday". Each syllable is a different **beat** in the song...

"Hap - py Birth - day to you"



This sentence has six syllables.

If you slowly say these words aloud and clap at the same time you will hear the **chunks** or **beats** of sound.

Task 1 - To practice counting syllables, clap through the 'Happy Birthday' song below.

Then write the amount of syllables for each sentence.



Happy Birthday to you,

Happy Birthday to you,

Happy Birthday dear Jessica,

Happy Birthday to you!

Hooray!

Name:
Date:

Task 2 - Now count the syllables for the song below.

Jingle bells, jingle bells,

Jingle all the way,

Oh what fun it is to ride,


In a one horse open sleigh,

Oh! Jingle bells, jingle bells,

Jingle all the way,

Oh what fun it is to ride,

In a one horse open sleigh!



This song has _____ syllables.

Name:
Date:

Self Evaluation

Booklet title:

I started the booklet on _____. I finished the booklet on _____. It has taken me roughly _____ to complete it.

I have completed all of the tasks.

I have completed most of the tasks.



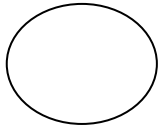
I found the booklet:

The easiest task was...

The most difficult task was...

The most important thing I learnt from the tasks was...

Overall, the booklet was...

				Or...	
great	good	tiring	horrible		